



Perfecting the Air

PCTPMT2301 **aprv**



INVERTER AIR COOLED PACKAGED AIR CONDITIONERS

FLOOR STANDING TYPE DUCT TYPE

Warning



- Ask a qualified installer or contractor to install this product. Do not try to install the product yourself. Improper installation can result in water or refrigerant leakage, electrical shock, fire or explosion.
- Use only those parts and accessories supplied or specified by Daikin. Ask a qualified installer or contractor to install those parts and accessories. Use of unauthorised parts and accessories or improper installation of parts and accessories can result in water or refrigerant leakage, electrical shock, fire or explosion.
- Read the user's manual carefully before using this product. The user's manual provides important safety instructions and warnings. Be sure to follow these instructions and warnings.

Notice



- About harmonics, since this product is equipped with an inverter, harmonics will be generated. If local laws require the suppression of harmonics on the building, please take harmonic suppression measures on the electrical equipment side. Please contact your local sales company for details.

If you have any enquiries, please contact your local importer, distributor and/or retailer.

Cautions on product corrosion

1. Air conditioners should not be installed in areas where corrosive gases, such as acid gas or alkaline gas, are produced.
2. If the outdoor unit is to be installed close to the sea shore, direct exposure to the sea breeze should be avoided. If you need to install the outdoor unit close to the sea shore, contact your local distributor.



R-410A

COOLING ONLY 50Hz



DIRECT AIR BLOW



DUCT CONNECTION



DUCT TYPE



OUTDOOR UNIT

FLOOR STANDING TYPE

Specifications, designs and other content appearing in this brochure are current as of June 2023 but subject to change without notice.

©All rights reserved 06/23 AK

Inverter Packaged Air Conditioner Line Up for Factories and Offices

Product Line Up **R-410A**

RZUR-P Series Cooling only 50 Hz

Capacity	kW	20.2	27.0
	Btu/h	69,000	92,000
HP	8	10	

FLOOR STANDING TYPE (DIRECT AIR BLOW)	FVGR200PV1(4)	FVGR250PV1(4)
Specifications Page 5		

OUTDOOR UNIT	RZUR200PY1(4)	RZUR250PY1(4)

New RZUR-Q Series Cooling only 50 Hz

Enhanced lineup

Wider capacity range with 2 new lineups of 12 and 20 HP.

Capacity	kW	23.5	29.3	35.2	46.9	52.8	58.6
	Btu/h	80,000	100,000	120,000	160,000	180,000	200,000
HP	8	10	12	16	18	20	

FLOOR STANDING TYPE (DUCT CONNECTION)	FVPR250QY1(4)	FVPR300QY1(4)	FVPR400QY1(4)	FVPR450QY1(4)	FVPR500QY1(4)
Specifications Page 5					

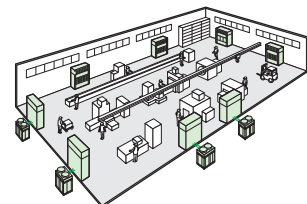
DUCT TYPE	FDR200QY1(4)	FDR250QY1(4)	FDR300QY1(4)	FDR400QY1(4)	FDR450QY1(4)	FDR500QY1(4)
Specifications Page 6						

OUTDOOR UNIT	RZUR200QY1(4)	RZUR250QY1(4)	RZUR300QY1(4)	RZUR400QY1(4)	RZUR450QY1(4)	RZUR500QY1(4)

DIRECT AIR BLOW

Direct air blow from indoor unit with plenum

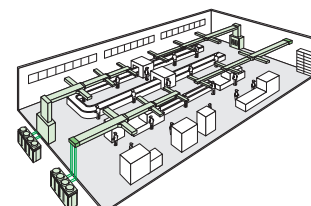
- Comfortable factory air conditioning using multiple indoor units installed in accordance with the space.
- Installation is next to walls, so units will not affect the factory layout even if the changes are made.



DUCT CONNECTION / DUCT TYPE

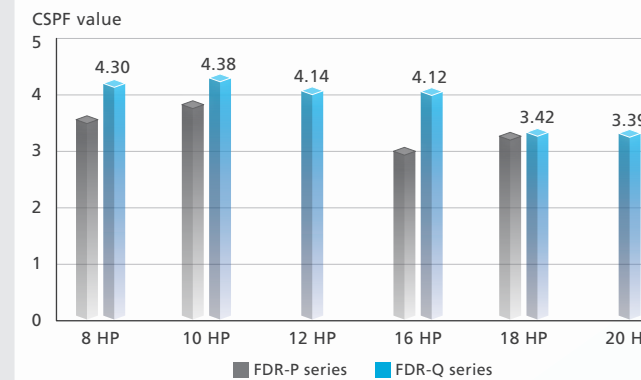
Air blow via connected ducts

- Comfortable air conditioning of the entire factory by connecting a blow duct at the top of the indoor unit.
- Note: Ducts to be procured locally.



Energy saving

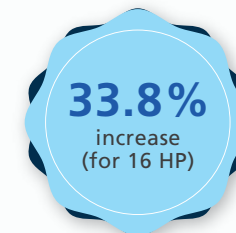
CSPF improvement



*Cooling operation conditions: Indoor temp. of 27°CDB, 19°CWB, and outdoor temp. of 35°CDB, 24°CWB.


FDR-Q series provides greater energy saving due to higher CSPF* as compared to FDR-P series.

*CSPF: cooling seasonal performance factor



Design flexibility

Compact & lightweight design

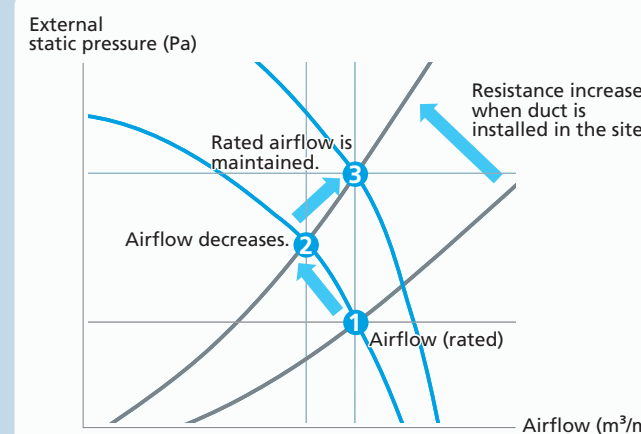


- Ideal solution that minimises both visual and sound impact
- Can be installed in a wide variety of locations and applications

The new design has been optimised for the RZUR200QY1(4) with the height reduced to only 870 mm.

This low height casing design provides occupants with a clear, unobstructed view of the scenery.

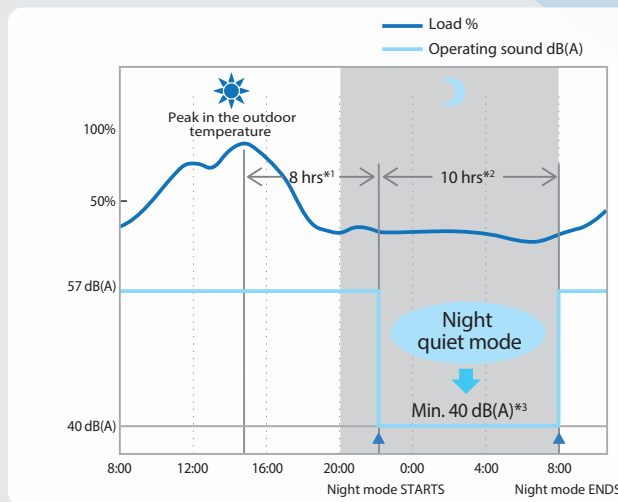
Automatic adjustment of external static pressure



The RZUR200QY1(4) model has the external static pressure automatic adjustment function for maintaining the rated airflow and capacity by automatically adjusting the external static pressure during the test operation to suit the resistance of the installation site.

Comfort

/// Nighttime quiet operation function



The nighttime quiet operation function automatically suppresses the nighttime operating sound by reducing operation capacity to maintain the quiet environment of the neighborhood. Three selectable modes are available depending on the required level.

- *1. Initial setting is 8 hours. Can be selected from 6, 8 and 10 hours.
- *2. Initial setting is 9 hours. Can be selected from 8, 9 and 10 hours.
- *3. In case of RZUR250PY1(4) and RZUR250QY1(4).

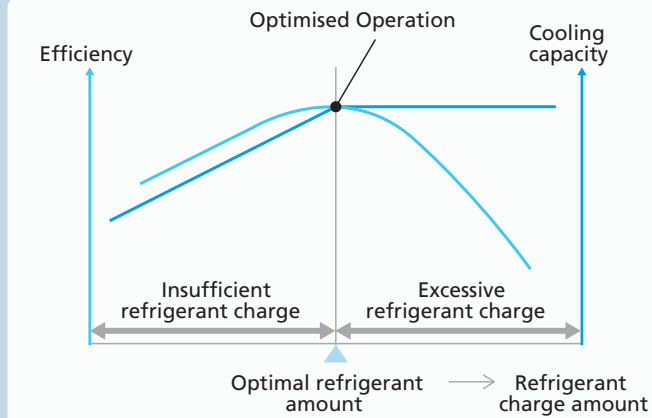
Notes:

- This function is available in setting at site.
- The operating sound in quiet operation mode is the actual value measured by our company.
- The relationship of outdoor temperature (load) and time shown above is just an example.

Automatic refrigerant charge function

Contribute to optimised operation efficiency, higher quality and easier installation.


/// Optimised operation efficiency



This function prevents a capacity shortage or energy loss due to excessive or insufficient refrigerant.

Reliability

/// Backup operation function

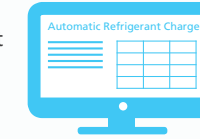


Malfunction

* For RZUR300-500QY1(4) models. On-site settings are required using the PCB of the outdoor unit.

/// Higher quality and easier installation

1 Calculation of necessary refrigerant amount from design drawing



2 Start of automatic refrigerant charge operation



- Automatic completion by proper refrigerant amount
- Monitoring refrigerant charging is unnecessary
- No recalculation of charge amounts due to minor design changes locally

The automatic refrigerant charge function automates the charging of the proper refrigerant amount and easy start by pressing one button.

- * There are conditions in the range of ambient temperature in which the automatic refrigerant charge can be used. Refer to the installation manual for details.
- * The refrigerant amount that can be automatically charged may differ from the additional refrigerant amount that is provided from calculations, but there are no problems in performance and quality.

/// Centralized management system extension

High efficiency integrated control

Intelligent Touch Manager

Lighting and ventilation control, energy use can be monitored and managed by one controller.



10.4 inch width touch screen



Centralized management can integrate with D-BACS system with high speed data transfer.

Centralized control is now available when using with Inverter packaged air conditioners.

Display of air filter cleaning times and self-inspection function for simple maintenance.

/// Auto restart

Automatically turn on the operation unit after facing unexpected shut down.

Enhanced varieties of factory modification

○ Standard model
 ■ New functions □ Factory modification

Factory Modification	Floor Standing Type		Duct Type
	Direct Air Blow	Duct Connection	
Auto restart*	○	○	○
Change fan motor and pulley	-	□	□
Discharge grill plenum chamber	○	□	□
Side discharge grill on discharge plenum chamber	□	□	-
Front suction high efficiency filter chamber	-	□	-
Front suction base flange for front suction high efficiency filter chamber	-	□	-
Suction grill for front suction high efficiency filter chamber	-	□	-
Rear suction	-	□	-
Drain pump	□	□	-
2 step airflow by toggle switch	□	-	-
All new fresh air (Discharge temperature control)	-	□	□

Note: Auto restart function can be turned ON/OFF by field setting.

Specifications

FLOOR STANDING TYPE

DIRECT AIR BLOW

Model Name	Indoor unit		FVGR200PV1(4)		FVGR250PV1(4)	
	Outdoor unit		RZUR200PY1(4)		RZUR250PY1(4)	
Cooling capacity ¹ (Max.)	Btu/h		69,000 (75,000)		92,000 (97,000)	
	kW		20.20 (21.90)		27.00 (28.40)	
Cooling capacity ² (Max.)	Btu/h		68,000 (74,000)		91,000 (96,000)	
	kW		20.00 (21.70)		26.70 (28.10)	
Power consumption ¹	kW		7.27		9.68	
Power consumption ²	kW		7.25		9.64	
CSPF ²			3.84		4.20	
Indoor unit	Power supply		1 Phase, 220-240 V, 50 Hz			
	Colour		Ivory White			
	Air flow rate (H)	m ³ /min	80		120	166
		cfm	2,830		4,240	5,860
	External static pressure ⁵	Pa	147		150	150
	Fan	Motor output	1.5			
		Drive	Belt Drive			
	Dimensions (H×W×D)	mm	1,740×1,170×510		1,870×1,470×720	1,870×1,810×720
	Machine weight	kg	151		251	297
	Sound level	dB(A)	61		67	66
Outdoor unit	Power supply		3 Phase, 380-415 V, 50 Hz			
	Colour		Ivory white			
	Compressor	Type	Hermetically sealed scroll type			
		Motor output	4.5×1		(3.5×1)+(3.5×1)	(4.9×1)+(4.2×1)
	Air flow rate (H)	m ³ /min	178		257	297
	Dimensions (H×W×D)	mm	1,657×930×765		1,657×1,240×765	1,657×1,240×765
	Machine weight	kg	185		260	291
	Sound level ⁴	dB(A)	57		60	65
	Operation range	°CDB	10 to 49			
	Refrigerant charge	kg	6.7		8.2	11.7
Refrigerant	Liquid	Ø 9.5 (Brazing)				
Piping	Gas	Ø 22.2 (Brazing)				
Max. piping length	m	70 (equivalent length 90 m)				
Max. level difference	m	50				

DUCT TYPE

Model Name	Indoor unit		FDR200QY1(4)	FDR250QY1(4)	FDR300QY1(4)	FDR400QY1(4)	FDR450QY1(4)	FDR500QY1(4)
	Outdoor unit		RZUR200QY1(4)	RZUR250QY1(4)	RZUR300QY1(4)	RZUR400QY1(4)	RZUR450QY1(4)	RZUR500QY1(4)
Cooling capacity ¹⁻³ (Max.)	Btu/h		80,000 (81,000)	100,000 (101,000)	120,000 (122,000)	160,000 (162,000)	180,000 (183,000)	200,000 (203,000)
	kW		23.50 (23.74)	29.30 (29.60)	35.20 (35.76)	46.90 (47.48)	52.80 (53.63)	58.60 (59.50)
Cooling capacity ²⁻³ (Max.)	Btu/h		79,000 (80,000)	99,000 (100,000)	118,000 (120,000)	158,000 (160,000)	177,000 (180,000)	197,000 (200,000)
	kW		23.20 (23.50)	28.90 (29.30)	34.70 (35.20)	46.30 (46.90)	52.00 (52.80)	57.70 (58.60)
Power consumption ¹⁻³	kW		8.97	10.77	11.28	15.79	21.38	26.52
Power consumption ²⁻³	kW		8.92	10.70	11.19	15.69	21.22	26.39
CSPF ²			4.30	4.38	4.14	4.12	3.42	3.39
Indoor unit	Power supply		3 Phase, 380-415 V, 50 Hz					
	Colour		Galvanized Steel					
	Air flow rate (H)	m ³ /min	78		120		166	
		cfm	2,750		4,240		5,860	
	External static pressure ⁵	Pa	98		150		150	
	Fan	Motor output	1.5					
		Drive	Belt Drive					
	Dimensions (H×W×D)	mm	500×1,330×850		625×1,980×850		760×2,195×870	
	Machine weight	kg	106		177		204	
	Sound level	dB(A)	57		59		60	
Outdoor unit	Power supply		3 Phase, 380-415 V, 50 Hz					
	Colour		Ivory white					
	Compressor	Type	Hermetically sealed scroll type					
		Motor output	3.2×1	4.5×1	(3.5×1)+(3.5×1)		(4.9×1)+(4.2×1)	
	Air flow rate (H)	m ³ /min	126	178	257		297	
	Dimensions (H×W×D)	mm	870×1,100×460	1,657×930×765			1,657×1,240×765	
	Machine weight	kg	113	185	260		291	
	Sound level ⁴	dB(A)	61	57	60		65	
	Operation range	°CDB	10 to 49					
	Refrigerant charge	kg	3.8	6.7	8.2		11.7	
Refrigerant	Liquid	Ø 9.5 (Brazing)						
Piping	Gas	Ø 22.2 (Brazing)		Ø 12.7 (Brazing)		Ø 15.9 (Brazing)		
Max. piping length	m	70 (equivalent length 90 m)						
Max. level difference	m	50 ⁶					50	

Note:

*1. Indoor temp.: 27°CDB, 19.5°CWB / outdoor temp.: 35°CDB, 24°CWB / Equivalent piping length: 7.5 m, level difference: 0 m.

*2. Indoor temp.: 27°CDB, 19°CWB / outdoor temp.: 35°CDB, 24°CWB / Equivalent piping length: 7.5 m, level difference: 0 m.

*3. Capacity are net, including a deduction for cooling for indoor fan motor heat.

*4. Anechoic chamber conversion value, measured at a point 1 m in front of the unit at a height of 1.5 m.

During actual operation, these values are normally somewhat higher as a result of ambient conditions and oil recovery mode.

When there is concern for noise the surrounding area such as residences, we recommend investigating the installation location and taking soundproofing measures.

*5. The value is the external static pressure with standard pulley.

*6. Max. 40 m if the outdoor unit is lower than the indoor unit.

Option

FLOOR STANDING TYPE

Option	Direct Air Blow	Duct Connection		
	FVGR-PV1(4)	FVPR250QY1(4)	FVPR300/400QY1(4)	FVPR450/500QY1(4)
Discharge grill plenum chamber (Including pulley and belt)	—	BPCV10Q	BPCV16Q	BPCV20Q

CONTROL SYSTEM

Option	FVGR-PV1(4)	FVPR-QY1(4)	FDR-QY1(4)
Simplified remote controller	—	BRC2E61 (Built-in)	BRC2E61
Navigation remote controller	—	BRC1E63	—
intelligent touch controller	—	DCS601C51	—
Central remote controller	—	DCS302CA61	—
Unified ON/OFF controller	—	DCS301B61	—
Schedule timer	—	DST301BA61	—
Wiring adaptor for electrical appendices (Group control adaptor) ★	—	KRP4AA51	—
Wiring adaptor for electrical appendices ★	—	—	KRP2A61
Adaptor for wiring ★	KRP1C67	—	—
Adaptor for wiring (operation status output) ★	BRP11B61	—	—
Remote sensor (for indoor temperature)	BRC501A-1	—	BRC501A-6
Mounting plate for adaptor PCB ☆	—	BRP20A-3	BRP20A-1

Note:

Mounting plate ☆ is necessary for each adaptor marked ★.

FLOOR STANDING TYPE

DUCT CONNECTION

Model Name	Indoor unit		FVPR250QY1(4)	FVPR300QY1(4)	FVPR400QY1(4)	FVPR450QY1(4)	FVPR500QY1(4)
	Outdoor unit		RZUR250QY1(4)	RZUR300QY1(4)	RZUR400QY1(4)	RZUR450QY1(4)	RZUR500QY1(4)
Cooling capacity ¹⁻³ (Max.)	Btu/h		100,000 (101,000)	120,000 (122,000)	160,000 (162,000)	180,000 (183,000)	200,000 (203,000)
	kW		29.30 (29.60)	35.20 (35.76)	46.90 (47.48)	52.80 (53.63)	58.60 (59.50)
Cooling capacity ²⁻³ (Max.)	Btu/h		99,000 (100,000)	118,000 (120,000)	158,000 (160,000)	177,000 (180,000)	197,000 (200,000)
	kW		28.90 (29.30)	34.70 (35.20)	46.30 (46.90)	52.00 (52.80)	57.70 (58.60)
Power consumption ¹⁻³	kW		10.97	12.48	15.80	20.15	25.59
Power consumption ²⁻³	kW		10.90	12.39	15.70	20.00	25.42
CSPF ²			4.08	3.33	3.82	3.71	3.72
Indoor unit	Power supply		3 Phase, 380-415 V, 50 Hz				
	Colour		Ivory White				
	Air flow rate (H)	m ³ /min	80		120		166
		cfm	2,830		4,240		5,860
	External static pressure ⁵	Pa	147		150		150
	Fan	Motor output	1.5				
		Drive	Belt Drive				
	Dimensions (H×W×D)	mm	1,740×1,170×510		1,870×1,470×720		1,870×1,810×720
	Machine weight	kg	151		251		297
	Sound level	dB(A)	61		67		66
Outdoor unit	Power supply		3 Phase, 380-415 V, 50 Hz				
	Colour		Ivory white				
	Compressor	Type	Hermetically sealed scroll type				
		Motor output	4.5×1		(3.5×1)+(3.5×1)		(4.9×1)+(4.2×1)
	Air flow rate (H)	m ³ /min	178		257		297
	Dimensions (H×W×D)	mm	1,657×930×765		1,657×1,240×765		1,657×1,240×765
	Machine weight	kg	185		260		291
	Sound level ⁴	dB(A)	57		60		65
	Operation range	°CDB	10 to 49				
	Refrigerant charge	kg	6.7		8.2		11.7
Refrigerant	Liquid	Ø 9.5 (Brazing)					
Piping	Gas	Ø 22.2 (Brazing)		Ø 12.7 (Brazing)		Ø 15.9 (Brazing)	
Max. piping length	m	70 (equivalent length 90 m)					
Max. level difference	m	50					

Note:

*1. Indoor temp.: 27°CDB, 19.5°CWB / outdoor temp.: 35°CDB, 24°CWB / Equivalent piping length: 7.5 m, level difference: 0 m.

*2. Indoor temp.: 27°CDB, 19°CWB / outdoor temp.: 35°CDB, 24°CWB / Equivalent piping length: 7.5 m, level difference: 0 m.

*3. Capacity are net, including a deduction for cooling for indoor fan motor heat.

*4. Anechoic chamber conversion value, measured at a point 1 m in front of the unit at a height of 1.5 m.

During actual operation, these values are normally somewhat higher as a result of ambient conditions and oil recovery mode.

When there is concern for noise the surrounding area such as residences, we recommend investigating the installation location and taking soundproofing measures.

*5. The value is the external static pressure with standard pulley.