

INDOOR UNITS **MULTI V™**

Total Air Solution Provider



LG ELECTRONICS VIETNAM

- Hanoi** 35F, Keangnam Landmark 72, Pham Hung str., Nam Tu Liem Dist. – Tel: 024 3934 5151
- Hochiminh** 10F, Sofic Tower, 10 Mai Chi Tho str., Thu Thiem, Thu Duc City - Tel: 028 3925 6886
- Danang** 9F, Indochina Building, 74 Bach Dang str. – Tel: 0236 3691 307
- Nhatrang** 7F, Nha Trang Building, 42 Le Thanh Phuong str. – Tel: 0258 3813 468
- Halong** Shophouse, Lot D2 -06, Ha Long Marine Plaza, Bai Chay - Tel: 02033900369
- Hotline** 18001503

www.lg.com/vn/business | www.lghvac.vn | www.partner.lge.com

ĐIỀU HÒA TRUNG TÂM LG LG Vietnam

*For continual product development, LG reserves the right to change specifications or designs without notice

<http://partner.lge.com> | <http://www.lg.com/vn/business>



INDOOR UNITS LINE-UP

kW		1.5	2.2	2.8	3.6	4.5	5.6	6.2	7.1	8.2	9.0	10.6	12.3	14.1	15.8	17.5	22.4	28.0
Btu/h		5k	7k	9k	12k	15k	18k	21k	24k	28k	30k	36k	42k	48k	54k	60k	76k	96k
4 th Generation Wall Mounted	Standard	●	●	●	●	●	●	●	●									
	Dual Vane 4 Way Cassette (840 x 840)								●	●	●	●	●	●				
4 th Generation Ceiling Mounted Cassette	4 Way Cassette (570 x 570)	●	●	●	●	●	●	●										
	4 Way Cassette (840 x 840)								●	●	●	●	●	●	●			
	2 Way Cassette			●	●		●		●									
	1 Way Cassette		●	●	●		●		●									
	Round Ceiling Cassette								●			●		●				
4 th Generation Ceiling Concealed Duct	High Static																●	●
	Mid Static		●	●	●	●	●		●	●		●	●	●	●	●		
	Low Static	●	●	●	●	●	●	●	●									
4 th Generation Fresh Air Intake																	●	●

※ If 4th generation indoor units are connected to MULTI V WATER S, several functions are not available.
 ※ If 4th generation indoor units are combined to 2nd generation indoor units, several functions are not available.
 More detailed information, refer to the "MULTI V Indoor units Compatibility Table"

INDOOR UNITS FEATURE OVERVIEW

Energy Monitoring	2 Set Point	Occupied / Unoccupied Scheduling Function	Group Control	Test Run (Cooling)	Test Run (Heating)	Model Information Monitoring	Auto Addressing	Refrigerant Leakage Detection	Thermo On / Off Range Setting (Cooling)	Thermo On / Off Range Setting (Heating)	Static Pressure 11 Step Control (Only for Ceiling Concealed Duct Type)	1 Point External Input (On / Off Control)	Filter Sign (Remaining Time)	Auto Restart Function Disable / Enable	Wi-Fi Ready
●	●	●	●	●	●	●	●	●	●	●		●	●	●	●
●	●	●	●	●	●	●	●	●	●	●		●	●	●	●
●	●	●	●	●	●	●	●	●	●	●		●	●	●	●
●	●	●	●	●	●	●	●	●	●	●		●	●	●	●
●	●	●	●	●	●	●	●	●	●	●		●	●	●	●
●	●	●	●	●	●	●	●	●	●	●		●	●	●	●
●	●	●	●	●	●	●	●	●	●	●		●	●	●	●
●	●	●	●	●	●	●	●	●	●	●		●	●	●	●
●	●	●	●	●	●	●	●	●	●	●		●	●	●	●
●	●	●	●	●	●	●	●	●	●	●		●	●	●	●
●	●	●	●	●	●	●	●	●	●	●		●	●	●	●
●	●	●	●	●	●	●	●	●	●	●		●	●	●	●
●	●	●	●	●	●	●	●	●	●	●		●	●	●	●

INDOOR UNITS

WALL MOUNTED

CEILING MOUNTED CASSETTE

CEILING MOUNTED ROUND CASSETTE

CEILING CONCEALED DUCT

FRESH AIR INTAKE



WALL MOUNTED



Features & Benefits

- 6 Different discharge angles can be programmed via the remote controller.
- Easily detachable full surface cover helps to clean the air conditioner.
- Drain pipe can be easily hidden from sight.

Key Applications

- Retail
- Restaurant
- Office
- Hotel
- Multi-family Residence

	Wall Mounted	Standard
Smart	Wi-Fi	○
Energy Efficiency	Energy Monitoring	○
Fast Cooling & Heating	Jet Cool	○
	Auto Swing (Up & Down)	○
Health	Ionizer	○
	Pre Filter	○
	Auto Cleaning	○
Comfort	Sleep Mode	○
	Timer (On / Off)	○
	Timer (Weekly)	○
	Two Thermistor Control	○
	Group Control	○

※ ○: Applied, - : Not applied

SMART

Wi-Fi Control

Anytime, anywhere access to the unit with Android & iOS-based smartphones.



LG ThinQ

Search "LG ThinQ" on Google market or the App Store to download the app.

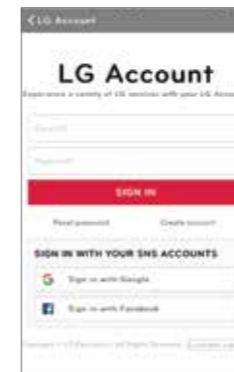
Integrated Home Appliances Control

Control / Monitor all your LG appliances from one place.



Easy Registration and Log-in

Follow the easy set-up steps that will activate LG ThinQ's user-friendly features.



* Wi-Fi modem (Option) is necessary for this function

Simple operation for various functions



On/Off, Current Temp Mode, Set Temp Vane Control

Straight forward Management



Reservation Energy Monitoring Smart Diagnosis Filter Management

Access your air conditioner anytime and from anywhere

With a Wi-Fi equipped device and LG's exclusive control app, LG ThinQ.



Wi-Fi Connectivity

Each user can set and save temperature and fan speed preferences in the LG ThinQ app. If a household has more than one indoor unit, separate temperature settings can be set for each.

Multiple Devices



※ Can be controlled by multiple users, but not simultaneously.

Multi-Control



FRESH AIR

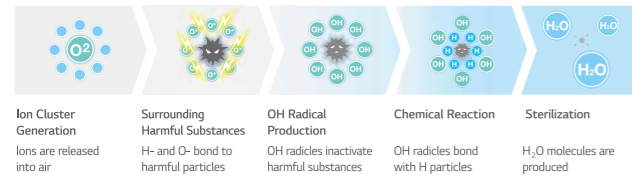
Ionizer PLUS

The powerful Ionizer protects you from bad odors and Escherichia coli and Staphylococcus in the surface with over 3 million ions to sterilize to make a safer, and cleaner environment.

※ Specifications may vary for each model.
 ※ Depending on the experimental conditions.

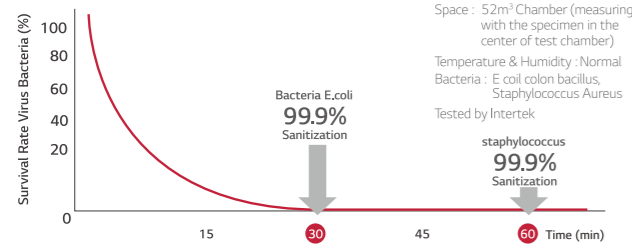
Sterilization and Deodorization (Utilizes Over 3 Million Ions)

Ionizer PLUS reduces E.coli and Staphylococcus in the surface with over 3 million ions.



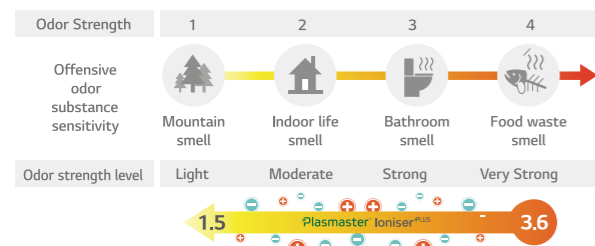
Sterilization Performance Evaluations

Sterilize Bacteria E.coli over 99.9% in 30 min. and staphylococcus over 99.6% in 60min.



2.1 odor strength decrease in 60 minutes

An odor of measured as 2 European odor units (ouE/m³) or less indicates that the level of odor falls within permissible limits.



Odor strength reduce 3.6 → 1.5 / The Odor floating in the room as well as curtain and clothes.

※ Test conditions :
 Space: 8m³ Chamber
 Temperature & Humidity : Normal
 Tested by Intertek

Auto Cleaning

The unit has a self-cleaning function that dries the heat exchanger before sterilizing the interior.

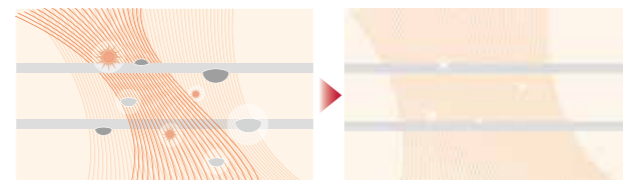
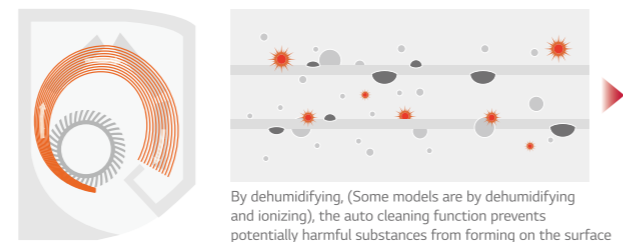
Pain Point

The main cause of odor within air conditioners is mold and bacteria growing on the heat exchanger. These germs can spread when the heat exchanger is wet.



Cleans Filter with Regular Airflow


The comprehensive auto cleaning function prevents the formation of bacteria and mold on the heat exchanger.



By preventing pollution of the heat exchanger caused by various germs and bacteria, performance and lifespan of the air conditioner can be increased over 10 years.

Auto cleaning

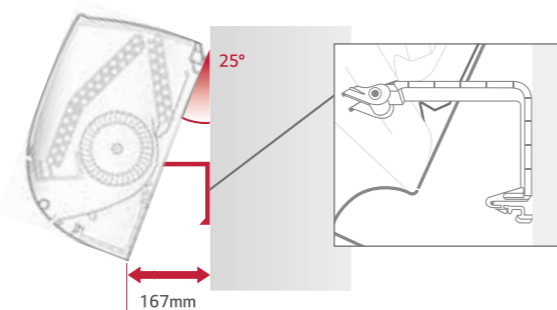
Auto Cleaning provides clean air by preventing bacteria, mold and odors that can otherwise accumulate in an indoor unit.



Installation

Installation Support Clip

A support clip creates adequate space between the wall and the unit for easier installation.



FAST COOLING & HEATING

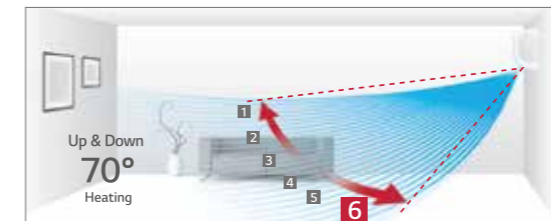
Auto Swing

Cool air extends to the entire room regardless of where the unit is situated.

※ Specifications may vary for each model.

6-Step Vane Control up to 70°

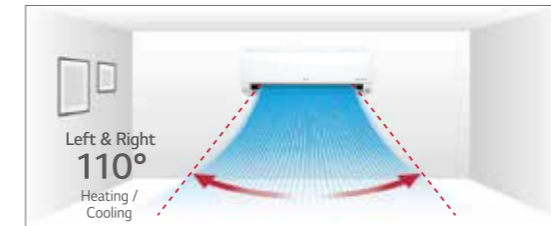
The vertical vane, which moves up and down, has 6 different settings including full-auto swing.



※ Angle can be different from each model and working mode.

Control up to 110°

Louver can be adjusted manually to extend left and right swing to 110 degrees.



※ Angle can be different from each model and working mode.

Easy and Simple Control

Airflow direction can be changed by LG ThinQ Wi-Fi app.



Jet Cool

LG air conditioners provide optimized high-speed airflow, which can cool rooms faster while delivering cool air evenly in every direction.

※ Specifications may vary for each model.
 ※ Depending on the experimental conditions.


One Click "Jet Mode"

Reduces the temperature of outflowing air to 18°C for 30 minutes with just one click.



More Powerful Performance

By reducing the second vortex, which decreases airflow within the air outlet, and enlarging the fan size, the amount of air flow is increased to 13 CMM.

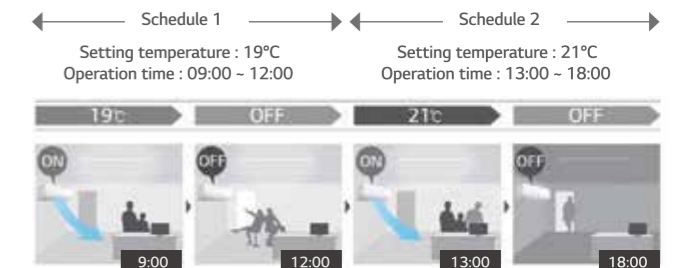


COMFORT

Scheduled Operation

You can set the daily temperature, fan speed, the operation mode and automatic On / Off time for two weeks. It will keep running on that time until cancelled by the user.

※ This function is for wired remote controller only.
 ※ Wired remote controller is need to be separately purchased.



Two Thermistors Control

The indoor temperature can be checked using the thermistors in the remote controller as well as from the indoor unit. There may be a significant difference between ceiling and floor air temperature. Two thermistors can optimize indoor air temperature for a more comfortable environment.



Group Control

Group control by new remote controller (PREMTB100/ PREMTBB10) has more functions than previous model.



WALL MOUNTED

ARNU05GSJN4 / ARNU07GSJN4
 ARNU09GSJN4 / ARNU12GSJN4
 ARNU15GSJN4



Model	Unit	ARNU05GSJN4	ARNU07GSJN4	ARNU09GSJN4	ARNU12GSJN4	ARNU15GSJN4	
Capacity	Cooling (Rated)	kW	1,6	2,2	2,8	3,6	4,5
		Btu/h	5,500	7,500	9,600	12,300	15,400
Capacity	Heating (Rated)	kW	1,8	2,5	3,2	4,0	5,0
		Btu/h	6,100	8,500	10,900	13,600	17,100
Power Input (H / M / L)	W	11 / 10 / 9	12 / 11 / 9	13 / 12 / 9	15 / 13 / 11	23 / 18 / 11	
Exterior Color		White	White	White	White	White	
Dimensions (W x H x D)	Body	mm	818 x 316 x 189	818 x 316 x 189	818 x 316 x 189	818 x 316 x 189	
	Type		Cross Flow Fan	Cross Flow Fan	Cross Flow Fan	Cross Flow Fan	
Fan	Motor Output x Number	W x No.	30 x 1	30 x 1	30 x 1	30 x 1	
	Air Flow Rate (H / M / L)	m³/min	6.8 / 6.5 / 5.9	7.2 / 6.8 / 5.9	7.8 / 7.2 / 5.9	8.5 / 7.8 / 6.8	10.5 / 9.5 / 6.8
	Motor Type		BLDC	BLDC	BLDC	BLDC	
Air Filter			Pre Filter	Pre Filter	Pre Filter	Pre Filter	
Pipe Connections	Liquid Side	mm (inch)	Ø6,35 (1/4)	Ø6,35 (1/4)	Ø6,35 (1/4)	Ø6,35 (1/4)	
	Gas Side	mm (inch)	Ø12,7 (1/2)	Ø12,7 (1/2)	Ø12,7 (1/2)	Ø12,7 (1/2)	
	Drain Pipe (Internal Dia.)	mm (inch)	Ø16 (5/8)	Ø16 (5/8)	Ø16 (5/8)	Ø16 (5/8)	
Weight	Body	kg	8,4	8,4	8,4	8,4	
Sound Pressure Levels (H / M / L)	dB(A)	30 / 29 / 28	32 / 30 / 28	34 / 32 / 28	37 / 34 / 30	42 / 39 / 32	
Power Supply	Ø, V, Hz	1, 220 - 240, 50	1, 220 - 240, 50	1, 220 - 240, 50	1, 220 - 240, 50	1, 220 - 240, 50	
Communication Cable	mm² x No.	1.0 - 1.5 x 2C	1.0 - 1.5 x 2C	1.0 - 1.5 x 2C	1.0 - 1.5 x 2C	1.0 - 1.5 x 2C	

Note : 1. Performance tested under EN14511
 2. Capacities are based on the following conditions.
 - Cooling : Indoor temp. 27°C (80.6°F) DB / 19°C (66.2°F) WB, Outdoor temp. 35°C (95°F) DB / 24°C (75.2°F) WB, Interconnecting piping length 7.5m, Level difference of zero
 - Heating : Indoor temp. 20°C (68°F) DB / 15°C (59°F) WB, Outdoor temp. 7°C (44.6°F) DB / 6°C (42.8°F) WB, Interconnecting piping length 7.5m, Level difference of zero
 3. Due to our policy of innovation, some specifications may be changed without notification.

Accessories

Chassis	ARNU05GSJN4	ARNU07GSJN4	ARNU09GSJN4	ARNU12GSJN4	ARNU15GSJN4
Drain Pump			-		
Cassette Cover			-		
Independent Power Module			PRIP0		
Robot Cleaner			-		
Pre Filter (Washable)			○		
Ion Generator			○		
CO ₂ Sensor			-		
Ventilation Kit			-		
IR Receiver			-		
Zone Controller			-		
Dry Contact (with additional accessory)		PDRYCB000 (1 point contact), PDRYCB300 (8 points for thermostat compatible), PDRYCB400 (2 points input), PDRYCB500 (Modbus)			
External Input (1 point)			○		
Wi-Fi			○		

※ ○ : Applied, - : Not applied
 Option : Refer to model name in table

WALL MOUNTED

ARNU18GSKN4 / ARNU24GSKN4



Model	Unit	ARNU18GSKN4	ARNU24GSKN4	
Capacity	Cooling (Rated)	kW	5,6	7,1
		Btu/h	19,100	24,200
Capacity	Heating (Rated)	kW	6,3	7,5
		Btu/h	21,500	25,600
Power Input (H / M / L)	W	32 / 26 / 16	39 / 26 / 16	
Exterior Color		White	White	
Dimensions (W x H x D)	Body	mm	975 x 354 x 209	975 x 354 x 209
	Type		Cross Flow Fan	Cross Flow Fan
Fan	Motor Output x Number	W x No.	58 x 1	58 x 1
	Air Flow Rate (H / M / L)	m³/min	14.0 / 12.0 / 10.5	15.2 / 12.7 / 10.5
	Motor Type		BLDC	BLDC
Air Filter			Pre Filter	
Pipe Connections	Liquid Side	mm (inch)	Ø6,35 (1/4)	Ø9,52 (3/8)
	Gas Side	mm (inch)	Ø12,7 (1/2)	Ø15,88 (5/8)
	Drain Pipe (Internal Dia.)	mm (inch)	Ø16 (5/8)	Ø16 (5/8)
Weight	Body	kg	12,2	12,2
Sound Pressure Levels (H / M / L)	dB(A)	43 / 39 / 34	46 / 41 / 34	
Power Supply	Ø, V, Hz	1, 220-240, 50	1, 220-240, 50	
Communication Cable	mm² x No.	1.0 - 1.5 x 2C	1.0 - 1.5 x 2C	

* : N or C can be applied which has little bit different shape of panel.
 Note : 1. Performance tested under EN14511
 2. Capacities are based on the following conditions.
 - Cooling : Indoor temp. 27°C (80.6°F) DB / 19°C (66.2°F) WB, Outdoor temp. 35°C (95°F) DB / 24°C (75.2°F) WB, Interconnecting piping length 7.5m, Level difference of zero
 - Heating : Indoor temp. 20°C (68°F) DB / 15°C (59°F) WB, Outdoor temp. 7°C (44.6°F) DB / 6°C (42.8°F) WB, Interconnecting piping length 7.5m, Level difference of zero
 3. Due to our policy of innovation, some specifications may be changed without notification.

Accessories

Chassis	ARNU18GSKN4	ARNU24GSKN4
Drain Pump		-
Cassette Cover		-
Independent Power Module		PRIP0
Robot Cleaner		-
Pre Filter (Washable)		○
Ion Generator		○
CO ₂ Sensor		-
Ventilation Kit		-
IR Receiver		-
Zone Controller		-
Dry Contact (with additional accessory)		PDRYCB000 (1 point contact), PDRYCB300 (8 points for thermostat compatible), PDRYCB400 (2 points input), PDRYCB500 (Modbus)
External Input (1 point)		○
Wi-Fi		○

※ ○ : Applied, - : Not applied
 Option : Refer to model name in table

CEILING MOUNTED CASSETTE



Features & Benefits

- New Dual Vane 4 Way cassette allows comfortable air flow.
- Full 3D Turbo fan decreases air resistance, providing high air flow and low sound levels.
- 5-Step air cleaning process removes invisible, ultra fine dust, odor and germs to ensure a clean and healthy living

Key Applications

- Retail
- School
- Office
- Hotel
- Dormitory
- Restaurant

	Cassette	4 Way	2 Way	1 Way
Smart	Wi-Fi	○	○	○
Energy Efficiency	Human Detect Sensor	○	-	-
	Drain Pump	○	○	○
	Sleep Mode	○	○	○
	Timer (On / Off)	○	○	○
Comfort	Timer (Weekly)	○	○	○
	Two Thermistor Control	○	○	○
	Group Control	○	○	○
Air purification		○	-	○

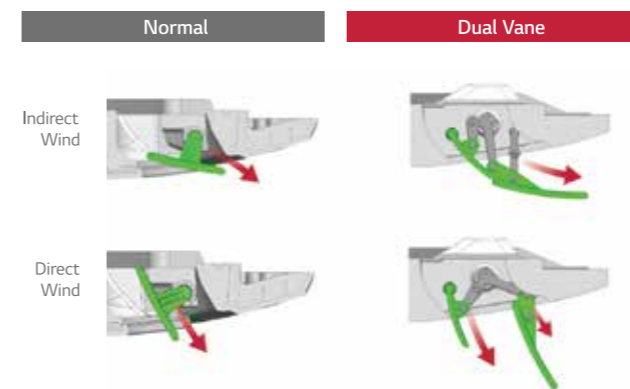
NEW DESIGN

4 Way Air Flow with New Design

New Excellent Technology (NET) certifies new 4 Way dual vane design that promotes comfortable and convenient airflow.



*New types wind



*6 Airflows mode




Brighter Color

Color enhancement allows cassette to blend in to most interior ceiling spaces.



Wide Design

Bigger inlet and outlet make faster cooling / heating airflow.



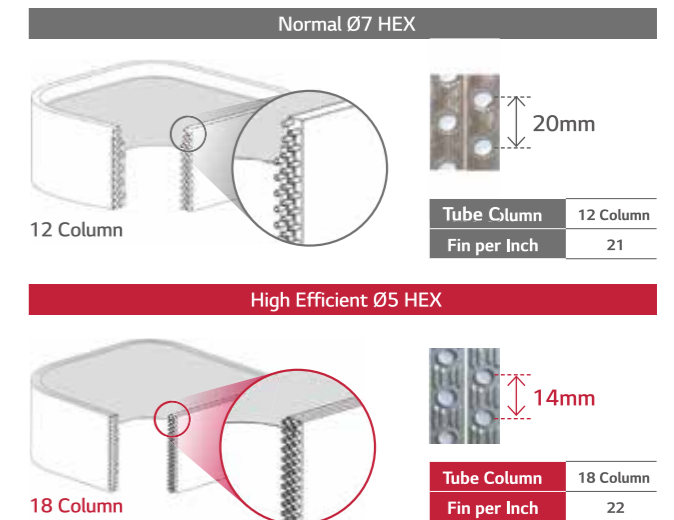
Full 3D Turbo Fan

Full 3D Turbo fan decreases air resistance, so it makes High Efficient and reduces noise level.



High Efficiency Heat Exchanger (HEX)

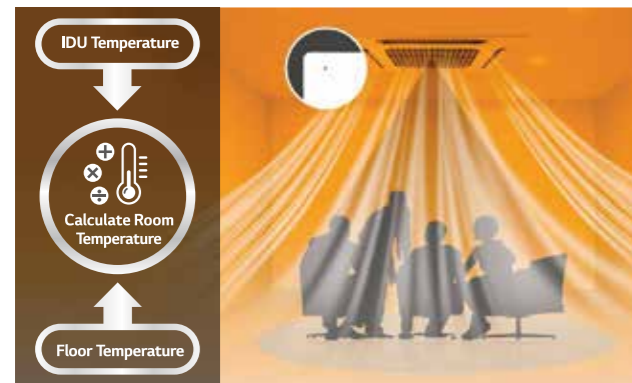
Ø5 High Density Heat Exchanger increases cooling / heating efficiency by 10%.



SMART

Ceiling to Floor Temperature Sensing

With a special sensor that sense both ceiling and floor temperature, Dual Vane 4 Way cassette provides comfort air.



※ Available only for products with floor temperature sensor.

Human-detection Air Flow

Human detection provides users with direct or indirect air flow preferences.

Indirect comfort

Provides air flow that blows away from user for comfort.



No touch Indirect airflow Comfort

Direct cooling

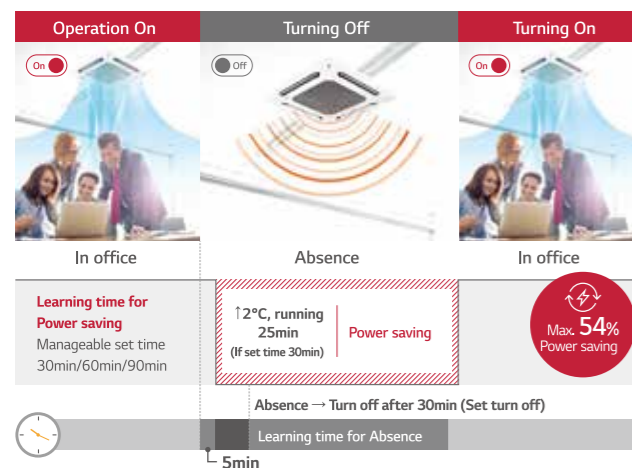
Provides air flow that blows directly onto user for cooling.



Direct airflow 2°C Cooler

Human Detection for Optimized Efficiency

Indoor unit senses human presence to switch on or off for maximum power savings of 54%.



※ Smart Dual Vane Indoor Unit '20 Line up.
※ Data Based on actual test of LG, single product 2 hours measurement result.
(Cooling 26 °C, strong wind)

High-performance Air purification

Air cleaning function provides fresh, filtered air.



Convenient & Powerful 5-Step Air purification

It captures 99% of microfine dust (PM1.0)
Besides, Easy-to-maintain system with washable filters



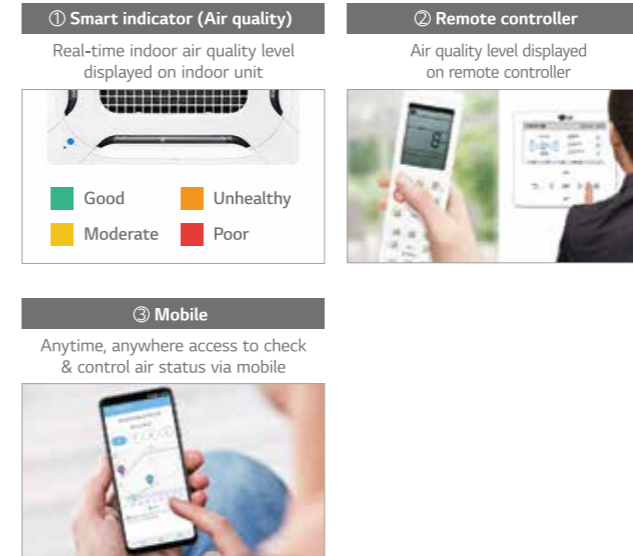
Cycle Management

Pre-filter	PM1.0 Filter	Deodorization Filter
Easy removable pre-filter	6 months / Washable	6 months / Dry in sunlight

SMART

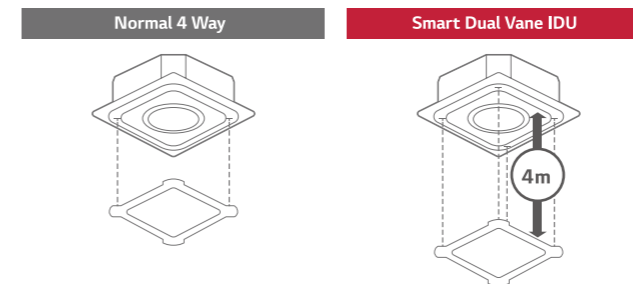
Real-time Air Quality Monitoring

Wi-Fi functionality for anytime, anywhere indoor unit control and air quality level display.



Dual Elevating Grille

Grille automatically detaches and re-attaches with 4 touchpoints for enhanced stability & convenient filter management.



- ① Horizontal Sensor ② Check Close grille ③ Detect Obstacle ④ Set Stop Point
- ② Horizontal Sensor ④ Check Close grille

LG ThinQ Connectivity

Anytime anywhere access to indoor units with LG ThinQ mobile app.

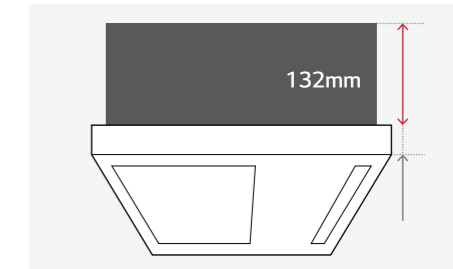


- ① Monitoring Air status
Easy to check indoor air status
• Ultra Fine / Extra Fine / Fine Dust
• Day / Week / Month / Yearly
- ② Mobile Remote Control
Remote control by using mobile phone
• Control Mode / Temperature / Air flow etc.
- ③ Display Power Consumption
Check power consumption of A/C
• Check energy display
• Set target energy consumption level

INSTALLATION

Minimized Height

With a height of 132mm, the LG 1 Way cassette is the ideal solution for limited-space installations.

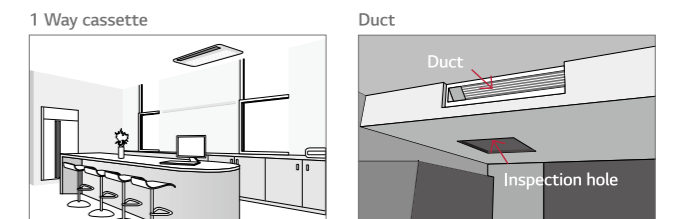


Size Comparison (Unit : mm)

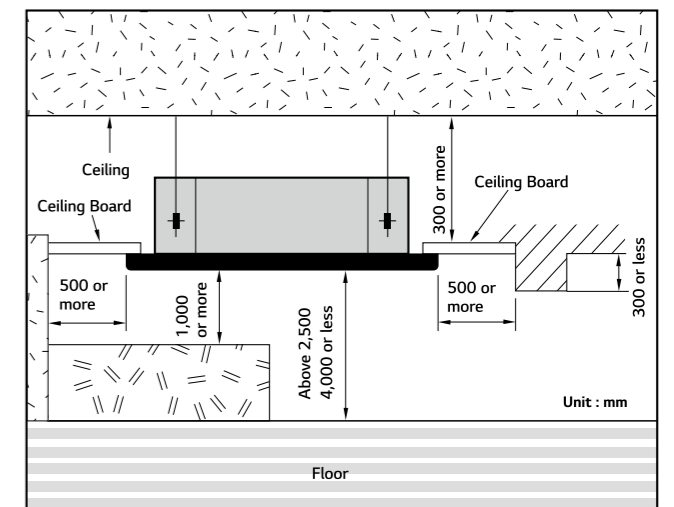
	A Company	B Company	LG
1 Way Cassette	215	230	132

Flexible Installation

1 Way cassette doesn't require the inspection access hole, so that simple installation is possible.



Installation Standard



DUAL VANE 4 WAY CASSETTE (840 X 840)

ARNU24GTBB4 / ARNU28GTBB4
ARNU30GTBB4



Model	Unit	ARNU24GTBB4	ARNU28GTBB4	ARNU30GTBB4
Capacity	Cooling (Rated)	kW 7.1	8.2	9.0
		Btu/h 24,200	28,000	30,700
Capacity	Heating (Rated)	kW 8.0	9.2	10.0
		Btu/h 27,300	31,500	34,100
Power Input (H / M / L)	W	32 / 27 / 20	37 / 30 / 22	48 / 36 / 25
Dimensions (W x H x D)	Body	mm 840 x 204 x 840	840 x 204 x 840	840 x 204 x 840
	Type	Full 3D Turbo Fan	Full 3D Turbo Fan	Full 3D Turbo Fan
Fan	Motor Output x Number	W x No. 51 x 1	51 x 1	51 x 1
	Air Flow Rate (H / M / L)	m ³ /min 18 / 17 / 15	19 / 17 / 15	21 / 19 / 16
	Motor Type	BLDC	BLDC	BLDC
	Air Filter	Pre Filter	Pre Filter	Pre Filter
Pipe Connections	Liquid Side	mm (inch) Ø9.52 (3/8)	Ø9.52 (3/8)	Ø9.52 (3/8)
	Gas Side	mm (inch) Ø15.88 (5/8)	Ø15.88 (5/8)	Ø15.88 (5/8)
	Drain Pipe (Internal Dia.)	mm (inch) Ø25 (1)	Ø25 (1)	Ø25 (1)
Weight	Body	kg 21	21	21
Sound Pressure Level (H / M / L)	dB(A)	39 / 37 / 35	40 / 38 / 35	43 / 40 / 36
Power Supply	Ø, V, Hz	1, 220-240, 50	1, 220-240, 50	1, 220-240, 50
Communication Cable	mm ² x No.	1.25 x 2C	1.25 x 2C	1.25 x 2C
Decoration Panel (Accessory)	Model Name	PT-AAGW0 PT-AFGW0 PT-AEGW0	PT-AAGW0 PT-AFGW0 PT-AEGW0	PT-AAGW0 PT-AFGW0 PT-AEGW0
	Exterior Color	White	White	White
	Net Dimensions (W x H x D)	mm 950 x 35 x 950	950 x 35 x 950	950 x 35 x 950
	Net Weight	kg 7.1 / 7.5 / 8.5	7.1 / 7.5 / 8.5	7.1 / 7.5 / 8.5

Note : 1. Performance tested under EN14511
2. Capacities are based on the following conditions.
- Cooling : Indoor temp. 27°C (80.6°F) DB / 19°C (66.2°F) WB, Outdoor temp. 35°C (95°F) DB / 24°C (75.2°F) WB, Interconnecting piping length 7.5m, Level difference of zero
- Heating : Indoor temp. 20°C (68°F) DB / 15°C (59°F) WB, Outdoor temp. 7°C (44.6°F) DB / 6°C (42.8°F) WB, Interconnecting piping length 7.5m, Level difference of zero
3. Due to our policy of innovation, some specifications may be changed without notification.

Accessories

Chassis	ARNU24GTBB4	ARNU28GTBB4	ARNU30GTBB4
Drain Pump		○	
Cassette Cover		PTDCA, PTDCQ	
Independent Power Module		PRIPO	
Robot Cleaner		-	
Pre Filter (Washable)		○	
Ion Generator		-	
CO ₂ Sensor		-	
Ventilation Kit		-	
IR Receiver		-	
Zone Controller		-	
Dry Contact (with additional accessory)		PDRYCB000 (1 point contact), PDRYCB300 (8 points for thermostat compatible), PDRYCB400 (2 points input), PDRYCB500 (Modbus)	
External Input (1 Point)		○	
Wi-Fi		PWFMDD200	
Human detection sensor		PTVSMA0	
Floor Temperature Sensor		PTFSMA0	
Air Purification kit		PT-AFGW0 : PTAHMP0	
Elevation Grille		PT-AEGW0	

DUAL VANE 4 WAY CASSETTE (840 X 840)

ARNU36GTAB4 / ARNU42GTAB4
ARNU48GTAB4



Model	Unit	ARNU36GTAB4	ARNU42GTAB4	ARNU48GTAB4
Capacity	Cooling (Rated)	kW 10.6	12.3	14.1
		Btu/h 36,200	42,000	48,100
Capacity	Heating (Rated)	kW 11.9	13.8	15.9
		Btu/h 40,600	47,000	54,200
Power Input (H / M / L)	W	69 / 49 / 37	97 / 69 / 49	110 / 76 / 61
Dimensions (W x H x D)	Body	mm 840 x 288 x 840	840 x 288 x 840	840 x 288 x 840
	Type	Full 3D Turbo Fan	Full 3D Turbo Fan	Full 3D Turbo Fan
Fan	Motor Output x Number	W x No. 135 x 1	135 x 1	135 x 1
	Air Flow Rate (H / M / L)	m ³ /min 29 / 26 / 22	33 / 29 / 26	34 / 30 / 28
	Motor Type	BLDC	BLDC	BLDC
	Air Filter	Pre Filter	Pre Filter	Pre Filter
Pipe Connections	Liquid Side	mm (inch) Ø9.52 (3/8)	Ø9.52 (3/8)	Ø9.52 (3/8)
	Gas Side	mm (inch) Ø15.88 (5/8)	Ø15.88 (5/8)	Ø15.88 (5/8)
	Drain Pipe (Internal Dia.)	mm (inch) Ø25 (1)	Ø25 (1)	Ø25 (1)
Weight	Body	kg 26	26	26
Sound Pressure Level (H / M / L)	dB(A)	43 / 40 / 37	47 / 43 / 40	48 / 44 / 42
Power Supply	Ø, V, Hz	1, 220-240, 50	1, 220-240, 50	1, 220-240, 50
Communication Cable	mm ² x No.	1.25 x 2C	1.25 x 2C	1.25 x 2C
Decoration Panel (Accessory)	Model Name	PT-AAGW0 PT-AFGW0 PT-AEGW0	PT-AAGW0 PT-AFGW0 PT-AEGW0	PT-AAGW0 PT-AFGW0 PT-AEGW0
	Exterior Color	White	White	White
	Net Dimensions (W x H x D)	mm 950 x 35 x 950	950 x 35 x 950	950 x 35 x 950
	Net Weight	kg 7.1 / 7.5 / 8.5	7.1 / 7.5 / 8.5	7.1 / 7.5 / 8.5

Note : 1. Performance tested under EN14511
2. Capacities are based on the following conditions.
- Cooling : Indoor temp. 27°C (80.6°F) DB / 19°C (66.2°F) WB, Outdoor temp. 35°C (95°F) DB / 24°C (75.2°F) WB, Interconnecting piping length 7.5m, Level difference of zero
- Heating : Indoor temp. 20°C (68°F) DB / 15°C (59°F) WB, Outdoor temp. 7°C (44.6°F) DB / 6°C (42.8°F) WB, Interconnecting piping length 7.5m, Level difference of zero
3. Due to our policy of innovation, some specifications may be changed without notification.

Accessories

Chassis	ARNU36GTAB4	ARNU42GTAB4	ARNU48GTAB4
Drain Pump		○	
Cassette Cover		PTDCA, PTDCQ	
Independent Power Module		PRIPO	
Robot Cleaner		-	
Pre Filter (Washable)		○	
Ion Generator		-	
CO ₂ Sensor		-	
Ventilation Kit		-	
IR Receiver		-	
Zone Controller		-	
Dry Contact (with additional accessory)		PDRYCB000 (1 point contact), PDRYCB300 (8 points for thermostat compatible), PDRYCB400 (2 points input), PDRYCB500 (Modbus)	
External Input (1 Point)		○	
Wi-Fi		PWFMDD200	
Human detection sensor		PTVSMA0	
Floor Temperature Sensor		PTFSMA0	
Air Purification kit		PT-AFGW0 : PTAHMP0	
Elevation Grille		PT-AEGW0	

4 WAY CASSETTE (570 X 570)

ARNU05GTRB4 / ARNU07GTRB4
ARNU09GTRB4 / ARNU12GTRB4



Model	Unit	ARNU05GTRB4	ARNU07GTRB4	ARNU09GTRB4	ARNU12GTRB4	
Capacity	Cooling (Rated)	kW	1.6	2.2	2.8	3.6
		Btu/h	5,500	7,500	9,600	12,300
Capacity	Heating (Rated)	kW	1.8	2.5	3.2	4.0
		Btu/h	6,100	8,500	10,900	13,600
Power Input (H / M / L)		W	13 / 12 / 11	13 / 12 / 11	14 / 13 / 12	17 / 15 / 13
Dimensions (W x H x D)	Body	mm	570 x 214 x 570	570 x 214 x 570	570 x 214 x 570	570 x 214 x 570
	Type		Turbo Fan	Turbo Fan	Turbo Fan	Turbo Fan
Fan	Motor Output x Number	W x No.	43 x 1	43 x 1	43 x 1	43 x 1
	Air Flow Rate (H / M / L)	m ³ /min	7.5 / 7.0 / 6.6	7.5 / 7.0 / 6.6	8.0 / 7.5 / 7.1	8.7 / 8.0 / 7.0
	Motor Type		BLDC	BLDC	BLDC	BLDC
Air Filter			Pre Filter	Pre Filter	Pre Filter	Pre Filter
Pipe Connections	Liquid Side	mm (inch)	Ø6.35 (1/4)	Ø6.35 (1/4)	Ø6.35 (1/4)	Ø6.35 (1/4)
	Gas Side	mm (inch)	Ø12.7 (1/2)	Ø12.7 (1/2)	Ø12.7 (1/2)	Ø12.7 (1/2)
	Drain Pipe (Internal Dia.)	mm (inch)	Ø25 (1)	Ø25 (1)	Ø25 (1)	Ø25 (1)
Weight	Body	kg	12.6	12.6	13.7	13.7
Sound Pressure Levels (H / M / L)		dB(A)	29 / 27 / 26	29 / 27 / 26	30 / 29 / 27	32 / 30 / 27
Power Supply		Ø, V, Hz	1, 220-240, 50	1, 220-240, 50	1, 220-240, 50	1, 220-240, 50
Communication Cable		mm ² x No.	1.0 - 1.5 x 2C	1.0 - 1.5 x 2C	1.0 - 1.5 x 2C	1.0 - 1.5 x 2C
Decoration Panel (Accessory)	Model Name		PT-QCHW0	PT-QCHW0	PT-QCHW0	PT-QCHW0
	Exterior Color		Morning Fog	Morning Fog	Morning Fog	Morning Fog
	Net Dimensions (W x H x D)	mm	620 x 34 x 620	620 x 34 x 620	620 x 34 x 620	620 x 34 x 620
	Net Weight	kg	3.0	3.0	3.0	3.0

Note : 1. Performance tested under EN14511
2. Capacities are based on the following conditions.
- Cooling : Indoor temp. 27°C (80.6°F) DB / 19°C (66.2°F) WB, Outdoor temp. 35°C (95°F) DB / 24°C (75.2°F) WB, Interconnecting piping length 7.5m, Level difference of zero
- Heating : Indoor temp. 20°C (68°F) DB / 15°C (59°F) WB, Outdoor temp. 7°C (44.6°F) DB / 6°C (42.8°F) WB, Interconnecting piping length 7.5m, Level difference of zero
3. Due to our policy of innovation, some specifications may be changed without notification.

Accessories

Chassis	ARNU05GTRB4	ARNU07GTRB4	ARNU09GTRB4	ARNU12GTRB4
Drain Pump			○	
Cassette Cover			PTDCM, PTDCQ	
Independent Power Module			PRIP0	
Robot Cleaner			-	
Pre Filter (Washable)			○	
Ion Generator			-	
CO ₂ Sensor			-	
Ventilation Kit			PTVK410, PTVK420, PTVK430	
IR Receiver			-	
Zone Controller			-	
Dry Contact (with additional accessory)			PDRYCB000 (1 point contact), PDRYCB300 (8 points for thermostat compatible), PDRYCB400 (2 points input), PDRYCB500 (Modbus)	
External Input (1 point)			○	
Wi-Fi			PWFMDD200	

※ ○ : Applied, - : Not applied
Option : Refer to model name in table

4 WAY CASSETTE (570 X 570)

ARNU15GTQB4 / ARNU18GTQB4
ARNU21GTQB4



Model	Unit	ARNU15GTQB4	ARNU18GTQB4	ARNU21GTQB4	
Capacity	Cooling (Rated)	kW	4.5	5.6	6.0
		Btu/h	15,400	19,100	20,500
Capacity	Heating (Rated)	kW	5.0	6.3	6.8
		Btu/h	17,100	21,500	23,200
Power Input (H / M / L)		W	24 / 21 / 18	25 / 22 / 19	28 / 23 / 20
Dimensions (W x H x D)	Body	mm	570 x 256 x 570	570 x 256 x 570	570 x 256 x 570
	Type		Turbo Fan	Turbo Fan	Turbo Fan
Fan	Motor Output x Number	W x No.	43 x 1	43 x 1	43 x 1
	Air Flow Rate (H / M / L)	m ³ /min	11.0 / 10.0 / 9.3	11.2 / 11.0 / 10.0	12.0 / 11.1 / 9.4
	Motor Type		BLDC	BLDC	BLDC
Air Filter			Pre Filter	Pre Filter	Pre Filter
Pipe Connections	Liquid Side	mm (inch)	Ø6.35 (1/4)	Ø6.35 (1/4)	Ø9.52 (3/8)
	Gas Side	mm (inch)	Ø12.7 (1/2)	Ø12.7 (1/2)	Ø15.88 (5/8)
	Drain Pipe (Internal Dia.)	mm (inch)	Ø25 (1)	Ø25 (1)	Ø25 (1)
Weight	Body	kg	15.0	15.0	15.0
Sound Pressure Levels (H / M / L)		dB(A)	36 / 34 / 32	37 / 35 / 34	40 / 38 / 34
Power Supply		Ø, V, Hz	1, 220-240, 50	1, 220-240, 50	1, 220-240, 50
Communication Cable		mm ² x No.	1.0 - 1.5 x 2C	1.0 - 1.5 x 2C	1.0 - 1.5 x 2C
Decoration Panel (Accessory)	Model Name		PT-QCHW0	PT-QCHW0	PT-QCHW0
	Exterior Color		Morning Fog	Morning Fog	Morning Fog
	Net Dimensions (W x H x D)	mm	620 x 34 x 620	620 x 34 x 620	620 x 34 x 620
	Net Weight	kg	3.0	3.0	3.0

Note : 1. Performance tested under EN14511
2. Capacities are based on the following conditions.
- Cooling : Indoor temp. 27°C (80.6°F) DB / 19°C (66.2°F) WB, Outdoor temp. 35°C (95°F) DB / 24°C (75.2°F) WB, Interconnecting piping length 7.5m, Level difference of zero
- Heating : Indoor temp. 20°C (68°F) DB / 15°C (59°F) WB, Outdoor temp. 7°C (44.6°F) DB / 6°C (42.8°F) WB, Interconnecting piping length 7.5m, Level difference of zero
3. Due to our policy of innovation, some specifications may be changed without notification.

Accessories

Chassis	ARNU15GTQB4	ARNU18GTQB4	ARNU21GTQB4
Drain Pump			○
Cassette Cover			PTDCM, PTDCQ
Independent Power Module			PRIP0
Robot Cleaner			-
Pre Filter (Washable)			○
Ion Generator			-
CO ₂ Sensor			-
Ventilation Kit			PTVK410, PTVK420, PTVK430
IR Receiver			-
Zone Controller			-
Dry Contact (with additional accessory)			PDRYCB000 (1 point contact), PDRYCB300 (8 points for thermostat compatible), PDRYCB400 (2 points input), PDRYCB500 (Modbus)
External Input (1 point)			○
Wi-Fi			PWFMDD200

※ ○ : Applied, - : Not applied
Option : Refer to model name in table

4 WAY CASSETTE (840 X 840)

ARNU24GTPA4 / ARNU28GTPA4
ARNU30GTPA4 / ARNU36GTNA4



Model	Unit	ARNU24GTPA4	ARNU28GTPA4	ARNU30GTPA4	ARNU36GTNA4	
Capacity	Cooling (Rated)	kW	7.1	8.2	9.0	10.6
		Btu/h	24,200	28,000	30,700	36,200
Capacity	Heating (Rated)	kW	8.0	9.2	10.0	11.9
		Btu/h	27,300	31,500	34,100	40,600
Power Input (H / M / L)	W	31 / 26 / 23	40 / 31 / 25	40 / 34 / 27	70 / 53 / 43	
Dimensions (W x H x D)	Body	mm	840 x 204 x 840	840 x 204 x 840	840 x 204 x 840	840 x 246 x 840
	Type		Turbo Fan	Turbo Fan	Turbo Fan	Turbo Fan
Fan	Motor Output x Number	W x No.	30 x 1	30 x 1	30 x 1	135 x 1
	Air Flow Rate (H / M / L)	m³/min	17.0 / 15.0 / 13.0	19.0 / 16.0 / 14.0	24.3 / 22.8 / 19.5	25 / 21 / 19
	Motor Type		BLDC	BLDC	BLDC	BLDC
Air Filter			Pre Filter	Pre Filter	Pre Filter	Pre Filter
Pipe Connections	Liquid Side	mm (inch)	Ø9.52 (3/8)	Ø9.52 (3/8)	Ø9.52 (3/8)	Ø9.52 (3/8)
	Gas Side	mm (inch)	Ø15.88 (5/8)	Ø15.88 (5/8)	Ø15.88 (5/8)	Ø15.88 (5/8)
	Drain Pipe (Internal Dia.)	mm (inch)	25 (1)	25 (1)	25 (1)	25 (1)
Weight	Body	kg	20.8 (45.8)	20.8 (45.8)	20.8 (45.8)	23.5 (51.8)
Sound Pressure Levels (H / M / L)		dB(A)	36 / 34 / 31	39 / 35 / 33	40 / 36 / 33	43 / 40 / 37
Power Supply	Ø, V, Hz		1, 220-230-240, 50/60	1, 220-230-240, 50/60	1, 220-230-240, 50/60	1, 220-230-240, 50/60
Communication Cable	mm² x No.		1.0 - 1.5 x 2C	1.0 - 1.5 x 2C	1.0 - 1.5 x 2C	1.0 - 1.5 x 2C
Decoration Panel (Accessory)	Model Name		PT-MCGW0 PT-MPGW0	PT-MCGW0 PT-MPGW0	PT-MCGW0 PT-MPGW0	PT-MCGW0 PT-MPGW0
	Exterior Color		Morning Fog	Morning Fog	Morning Fog	Morning Fog
	Net Dimensions (W x H x D)	mm	950 x 35 x 950	950 x 35 x 950	950 x 35 x 950	950 x 35 x 950
	Net Weight	kg	5.0 / 6.3	5.0 / 6.3	5.0 / 6.3	5.0 / 6.3

Note : 1. Performance tested under EN14511

2. Capacities are based on the following conditions.

- Cooling : Indoor temp. 27°C (80.6°F) DB / 19°C (66.2°F) WB, Outdoor temp. 35°C (95°F) DB / 24°C (75.2°F) WB, Interconnecting piping length 7.5m, Level difference of zero

- Heating : Indoor temp. 20°C (68°F) DB / 15°C (59°F) WB, Outdoor temp. 7°C (44.6°F) DB / 6°C (42.8°F) WB, Interconnecting piping length 7.5m, Level difference of zero

3. Due to our policy of innovation, some specifications may be changed without notification.

Accessories

Chassis	ARNU24GTPA4	ARNU28GTPA4	ARNU30GTPA4	ARNU36GTNA4
Drain Pump			○	
Cassette Cover		PTDCM, PTDCQ		
Independent Power Module		PRIPO		
Robot Cleaner		-		
Pre Filter (Washable)		○		
Ion Generator		-		
CO ₂ Sensor		-		
Ventilation Kit		PTVK410, PTVK420, PTVK430		
IR Receiver		-		
Zone Controller		-		
Dry Contact (with additional accessory)		PDRYCB000 (1 point contact), PDRYCB300 (8 points for thermostat compatible), PDRYCB400 (2 points input), PDRYCB500 (Modbus)		
External Input (1 point)		○		
Wi-Fi		PWFMD200		
Air Purification Kit		PT-MPGW0 :PTAHMPO		
Human detection sensor		PTVSM00		

※ ○ : Applied, - : Not applied

Option : Refer to model name in table

4 WAY CASSETTE (840 X 840)

ARNU42GTMA4 / ARNU48GTMA4
ARNU54GTMA4



Model	Unit	ARNU42GTMA4	ARNU48GTMA4	ARNU54GTMA4	
Capacity	Cooling (Rated)	kW	12.3	14.1	15.8
		Btu/h	42,000	48,100	54,000
Capacity	Heating (Rated)	kW	13.8	15.9	18.0
		Btu/h	43,800	51,200	61,400
Power Input (H / M / L)	W	104 / 75 / 53	120 / 80 / 62	135 / 93 / 70	
Dimensions (W x H x D)	Body	mm	840 x 288 x 840	840 x 288 x 840	840 x 288 x 840
	Type		Turbo Fan	Turbo Fan	Turbo Fan
Fan	Motor Output x Number	W x No.	135 x 1	135 x 1	135 x 1
	Air Flow Rate (H / M / L)	m³/min	30 / 27 / 24	31 / 29 / 27	34 / 32 / 27
	Motor Type		BLDC	BLDC	BLDC
Air Filter			Pre Filter	Pre Filter	Pre Filter
Pipe Connections	Liquid Side	mm (inch)	Ø9.52 (3/8)	Ø9.52 (3/8)	Ø9.52 (3/8)
	Gas Side	mm (inch)	Ø15.88 (5/8)	Ø15.88 (5/8)	Ø15.88 (5/8)
	Drain Pipe (Internal Dia.)	mm (inch)	25 (1)	25 (1)	25 (1)
Weight	Body	kg	25.6 (56.4)	25.6 (56.4)	26.5 (58.4)
Sound Pressure Levels (H / M / L)		dB(A)	44 / 41 / 38	46 / 43 / 41	50 / 48 / 44
Power Supply	Ø, V, Hz		1, 220-240, 50	1, 220-240, 50	1, 220-240, 50
Communication Cable	mm² x No.		1.0 - 1.5 x 2C	1.0 - 1.5 x 2C	1.0 - 1.5 x 2C
Decoration Panel (Accessory)	Model Name		PT-MCGW0 PT-MPGW0	PT-MCGW0 PT-MPGW0	PT-MCGW0 PT-MPGW0
	Exterior Color		Morning Fog	Morning Fog	Morning Fog
	Net Dimensions (W x H x D)	mm	950 x 35 x 950	950 x 35 x 950	950 x 35 x 950
	Net Weight	kg	5.0 / 6.3	5.0 / 6.3	5.0 / 6.3

Note : 1. Performance tested under EN14511

2. Capacities are based on the following conditions.

- Cooling : Indoor temp. 27°C (80.6°F) DB / 19°C (66.2°F) WB, Outdoor temp. 35°C (95°F) DB / 24°C (75.2°F) WB, Interconnecting piping length 7.5m, Level difference of zero

- Heating : Indoor temp. 20°C (68°F) DB / 15°C (59°F) WB, Outdoor temp. 7°C (44.6°F) DB / 6°C (42.8°F) WB, Interconnecting piping length 7.5m, Level difference of zero

3. Due to our policy of innovation, some specifications may be changed without notification.

Accessories

Chassis	ARNU42GTMA4	ARNU48GTMA4	ARNU54GTMA4
Drain Pump			○
Cassette Cover		PTDCM, PTDCQ	
Independent Power Module		PRIPO	
Robot Cleaner		-	
Pre Filter (Washable)		○	
Ion Generator		-	
CO ₂ Sensor		-	
Ventilation Kit		PTVK410, PTVK420, PTVK430	
IR Receiver		-	
Zone Controller		-	
Dry Contact (with additional accessory)		PDRYCB000 (1 point contact), PDRYCB300 (8 points for thermostat compatible), PDRYCB400 (2 points input), PDRYCB500 (Modbus)	
External Input (1 point)		○	
Wi-Fi		PWFMD200	
Air Purification Kit		PT-MPGW0 :PTAHMPO	
Human detection sensor		PTVSM00	

※ ○ : Applied, - : Not applied

Option : Refer to model name in table

2 WAY CASSETTE

ARNU09G TSA4 / ARNU12G TSA4



Model	Unit	ARNU09G TSA4	ARNU12G TSA4
Capacity	Cooling (Rated)	kW	2.8
		Btu/h	9,600
	Heating (Rated)	kW	3.2
		Btu/h	10,900
Power Input (H / M / L)	W	16 / 14 / 11	18 / 14 / 11
Dimensions (W x H x D)	Body	mm	830 x 225 x 600
	Type		Turbo Fan
Fan	Motor Output x Number	W x No.	37 x 1
	Air Flow Rate (H / M / L)	m ³ /min	10.8 / 9.8 / 9.1
	Motor Type		BLDC
	Air Filter		Pre Filter
Pipe Connections	Liquid Side	mm (inch)	Ø6.35 (1/4)
	Gas Side	mm (inch)	Ø12.7 (1/2)
	Drain Pipe (Internal Dia.)	mm (inch)	25 (1)
Weight	Body	kg	18.1
Sound Pressure Levels (H / M / L)	dB(A)	33 / 31 / 29	34 / 32 / 29
Power Supply	Ø, V, Hz	1, 220-230-240, 50/60	1, 220-230-240, 50/60
Communication Cable	mm ² x No.	1.0 - 1.5 x 2C	1.0 - 1.5 x 2C
Decoration Panel (Accessory)	Model Name		PT-USC
	Exterior Color		Morning Fog
	Net Dimensions (W x H x D)	mm	1,100 x 28 x 690
	Net Weight	kg	4.65

Note : 1. Performance tested under EN14511
 2. Capacities are based on the following conditions.
 - Cooling : Indoor temp. 27°C (80.6°F) DB / 19°C (66.2°F) WB, Outdoor temp. 35°C (95°F) DB / 24°C (75.2°F) WB, Interconnecting piping length 7.5m, Level difference of zero
 - Heating : Indoor temp. 20°C (68°F) DB / 15°C (59°F) WB, Outdoor temp. 7°C (44.6°F) DB / 6°C (42.8°F) WB, Interconnecting piping length 7.5m, Level difference of zero
 3. Due to our policy of innovation, some specifications may be changed without notification.

Accessories

Chassis	ARNU09G TSA4	ARNU12G TSA4
Drain Pump		○
Cassette Cover		-
Independent Power Module		PRIPO
Robot Cleaner		-
Pre Filter (Washable)		○
Ion Generator		-
CO ₂ Sensor		-
Ventilation Kit		-
IR Receiver		-
Zone Controller		-
Dry Contact (with additional accessory)		PDRYCB000 (1 point contact), PDRYCB300 (8 points for thermostat compatible), PDRYCB400 (2 points input), PDRYCB500 (Modbus)
External Input (1 point)		○
Wi-Fi		PWFMDD200

※ ○ : Applied, - : Not applied
 Option : Refer to model name in table

2 WAY CASSETTE

ARNU18G TSA4 / ARNU24G TSA4



Model	Unit	ARNU18G TSA4	ARNU24G TSA4
Capacity	Cooling (Rated)	kW	5.6
		Btu/h	19,100
	Heating (Rated)	kW	6.3
		Btu/h	21,500
Power Input (H / M / L)	W	19 / 16 / 14	31 / 22 / 14
Dimensions (W x H x D)	Body	mm	830 x 225 x 600
	Type		Turbo Fan
Fan	Motor Output x Number	W x No.	37 x 1
	Air Flow Rate (H / M / L)	m ³ /min	11.8 / 10.8 / 9.8
	Motor Type		BLDC
	Air Filter		Pre Filter
Pipe Connections	Liquid Side	mm (inch)	Ø6.35 (1/4)
	Gas Side	mm (inch)	Ø12.7 (1/2)
	Drain Pipe (Internal Dia.)	mm (inch)	25 (1)
Weight	Body	kg	18.1
Sound Pressure Levels (H / M / L)	dB(A)	35 / 33 / 31	40 / 37 / 33
Power Supply	Ø, V, Hz	1, 220-230-240, 50/60	1, 220-230-240, 50/60
Communication Cable	mm ² x No.	1.0 - 1.5 x 2C	1.0 - 1.5 x 2C
Decoration Panel (Accessory)	Model Name		PT-USC
	Exterior Color		Morning Fog
	Net Dimensions (W x H x D)	mm	1,100 x 28 x 690
	Net Weight	kg	4.65

Note : 1. Performance tested under EN14511
 2. Capacities are based on the following conditions.
 - Cooling : Indoor temp. 27°C (80.6°F) DB / 19°C (66.2°F) WB, Outdoor temp. 35°C (95°F) DB / 24°C (75.2°F) WB, Interconnecting piping length 7.5m, Level difference of zero
 - Heating : Indoor temp. 20°C (68°F) DB / 15°C (59°F) WB, Outdoor temp. 7°C (44.6°F) DB / 6°C (42.8°F) WB, Interconnecting piping length 7.5m, Level difference of zero
 3. Due to our policy of innovation, some specifications may be changed without notification.

Accessories

Chassis	ARNU18G TSA4	ARNU24G TSA4
Drain Pump		○
Cassette Cover		-
Independent Power Module		PRIPO
Robot Cleaner		-
Pre Filter (Washable)		○
Ion Generator		-
CO ₂ Sensor		-
Ventilation Kit		-
IR Receiver		-
Zone Controller		-
Dry Contact (with additional accessory)		PDRYCB000 (1 point contact), PDRYCB300 (8 points for thermostat compatible), PDRYCB400 (2 points input), PDRYCB500 (Modbus)
External Input (1 point)		○
Wi-Fi		PWFMDD200

※ ○ : Applied, - : Not applied
 Option : Refer to model name in table

1 WAY CASSETTE

ARNU07GTUB4 / ARNU09GTUB4
ARNU12GTUB4



Model	Unit	ARNU07GTUB4	ARNU09GTUB4	ARNU12GTUB4	
Capacity	Cooling (Rated)	kW	2.2	2.8	3.6
		Btu/h	7,500	9,600	12,300
Capacity	Heating (Rated)	kW	2.5	3.2	4.0
		Btu/h	8,500	10,900	13,600
Power Input (H / M / L)		W	20 / 18 / 16	22 / 20 / 18	24 / 22 / 20
Dimensions (W x H x D)	Body	mm	860 x 132 x 450	860 x 132 x 450	860 x 132 x 450
	Type		Cross Flow Fan	Cross Flow Fan	Cross Flow Fan
Fan	Motor Output x Number	W x No.	30 x 1	30 x 1	30 x 1
	Air Flow Rate (H / M / L)	m ³ /min	8.2 / 7.3 / 6.4	9.2 / 8.6 / 8.2	10.0 / 9.2 / 8.2
	Motor Type		BLDC	BLDC	BLDC
Air Filter			Pre Filter	Pre Filter	Pre Filter
Pipe Connections	Liquid Side	mm (inch)	Ø6.35 (1/4)	Ø6.35 (1/4)	Ø6.35 (1/4)
	Gas Side	mm (inch)	Ø12.7 (1/2)	Ø12.7 (1/2)	Ø12.7 (1/2)
	Drain Pipe (Internal Dia.)	mm (inch)	Ø25 (1)	Ø25 (1)	Ø25 (1)
Weight	Body	kg	12.2	12.2	12.2
Sound Pressure Levels (H / M / L)		dB(A)	32 / 29 / 25	35 / 34 / 32	38 / 35 / 32
Power Supply		Ø, V, Hz	1, 220 - 240, 50	1, 220 - 240, 50	1, 220 - 240, 50
Communication Cable		mm ² x No.	1.0 - 1.5 x 2C	1.0 - 1.5 x 2C	1.0 - 1.5 x 2C
Decoration Panel (Accessory)	Model Name		PT-UAHW0, PT-UPHG0	PT-UAHW0, PT-UPHG0	PT-UAHW0, PT-UPHG0
	Exterior Color		Noble White	Noble White	Noble White
	Net Dimensions (W x H x D)	mm	1,100 x 34 x 500 1,160 x 34 x 500	1,100 x 34 x 500 1,160 x 34 x 500	1,100 x 34 x 500 1,160 x 34 x 500
	Net Weight	kg	3.3 / 4.1	3.3 / 4.1	3.3 / 4.1

Note : 1. Performance tested under EN14511
 2. Capacities are based on the following conditions.
 - Cooling : Indoor temp. 27°C (80.6°F) DB / 19°C (66.2°F) WB, Outdoor temp. 35°C (95°F) DB / 24°C (75.2°F) WB, Interconnecting piping length 7.5m, Level difference of zero
 - Heating : Indoor temp. 20°C (68°F) DB / 15°C (59°F) WB, Outdoor temp. 7°C (44.6°F) DB / 6°C (42.8°F) WB, Interconnecting piping length 7.5m, Level difference of zero
 3. Due to our policy of innovation, some specifications may be changed without notification.

Accessories

Chassis	ARNU07GTUB4	ARNU09GTUB4	ARNU12GTUB4
Drain Pump		○	
Cassette Cover		-	
Independent Power Module		PRIP0	
Robot Cleaner		-	
Pre Filter (Washable)		○	
Ion Generator		-	
CO ₂ Sensor		-	
Ventilation Kit		-	
IR Receiver		-	
Zone Controller		-	
Dry Contact (with additional accessory)		PDRYCB000 (1 point contact), PDRYCB300 (8 points for thermostat compatible), PDRYCB400 (2 points input), PDRYCB500 (Modbus)	
External Input (1 point)		○	
Wi-Fi		PWFMD200	
Air Purification Kit		PT-UPHG0 : PTAHTP0	

※ ○ : Applied, - : Not applied
 Option : Refer to model name in table

1 WAY CASSETTE

ARNU18GTTB4 / ARNU24GTTB4



Model	Unit	ARNU18GTTB4	ARNU24GTTB4	
Capacity	Cooling (Rated)	kW	5.6	7.1
		Btu/h	19,100	24,200
Capacity	Heating (Rated)	kW	6.3	7.1
		Btu/h	21,500	24,200
Power Input (H / M / L)		W	38 / 28 / 24	51 / 33 / 26
Dimensions (W x H x D)	Body	mm	1,180 x 132 x 450	1,180 x 132 x 450
	Type		Cross Flow Fan	Cross Flow Fan
Fan	Motor Output x Number	W x No.	30 x 1	30 x 1
	Air Flow Rate (H / M / L)	m ³ /min	13.3 / 12.1 / 10.9	14.6 / 13.3 / 11.5
	Motor Type		BLDC	BLDC
Air Filter			Pre Filter	Pre Filter
Pipe Connections	Liquid Side	mm (inch)	Ø6.35 (1/4)	Ø9.52 (3/8)
	Gas Side	mm (inch)	Ø12.7 (1/2)	Ø15.88 (5/8)
	Drain Pipe (Internal Dia.)	mm (inch)	Ø25 (1)	Ø25 (1)
Weight	Body	kg	15.3	15.3
Sound Pressure Levels (H / M / L)		dB(A)	40 / 37 / 35	43 / 40 / 36
Power Supply		Ø, V, Hz	1, 220 - 240, 50	1, 220 - 240, 50
Communication Cable		mm ² x No.	1.0 - 1.5 x 2C	1.0 - 1.5 x 2C
Decoration Panel (Accessory)	Model Name		PT-TAHW0, PT-TPHG0	PT-TAHW0, PT-TPHG0
	Exterior Color		Noble White	Noble White
	Net Dimensions (W x H x D)	mm	1,420 x 34 x 500 1,480 x 34 x 500	1,420 x 34 x 500 1,480 x 34 x 500
	Net Weight	kg	4.5 / 4.9	4.5 / 4.9

Note : 1. Performance tested under EN14511
 2. Capacities are based on the following conditions.
 - Cooling : Indoor temp. 27°C (80.6°F) DB / 19°C (66.2°F) WB, Outdoor temp. 35°C (95°F) DB / 24°C (75.2°F) WB, Interconnecting piping length 7.5m, Level difference of zero
 - Heating : Indoor temp. 20°C (68°F) DB / 15°C (59°F) WB, Outdoor temp. 7°C (44.6°F) DB / 6°C (42.8°F) WB, Interconnecting piping length 7.5m, Level difference of zero
 3. Due to our policy of innovation, some specifications may be changed without notification.

Accessories

Chassis	ARNU18GTTB4	ARNU24GTTB4
Drain Pump		○
Cassette Cover		-
Independent Power Module		PRIP0
Robot Cleaner		-
Pre Filter (Washable)		○
Ion Generator		-
CO ₂ Sensor		-
Ventilation Kit		-
IR Receiver		-
Zone Controller		-
Dry Contact (with additional accessory)		PDRYCB000 (1 point contact), PDRYCB300 (8 points for thermostat compatible), PDRYCB400 (2 points input), PDRYCB500 (Modbus)
External Input (1 point)		○
Wi-Fi		PWFMD200
Air Purification Kit		PT-UPHG0 : PTAHTP0

※ ○ : Applied, - : Not applied
 Option : Refer to model name in table

CEILING MOUNTED ROUND CASSETTE



Features & Benefits

- Luxury round design can make a luxurious space with a round design considering side view.
- Perfect round air flow without blind spots.

Key Applications

- Retail
- Restaurant
- Office
- Hotel

	Cassette	Round
Smart	Wi-Fi	○
Energy Efficiency	Human Detect Sensor	-
	Drain Pump	○
	Sleep Mode	○
Comfort	Timer (On / Off)	○
	Timer (Weekly)	○
	Two Thermistor Control	○
	Group Control	○

NEW DESIGN

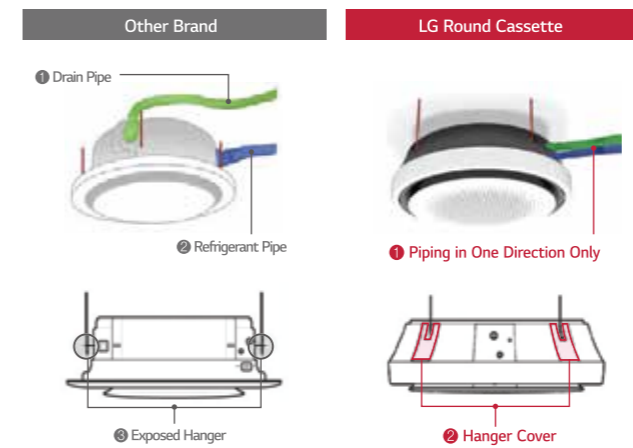
Slim and Compact design

Reduce the height of the body by 15% save space and maximize the openness of the interior space.




Minimal exposure design

Pipes are brought together in one place to minimize exposure. Hanger covers hide installations to add a clean look.




Perfect round air flow

Perfect round flow without blind spots.



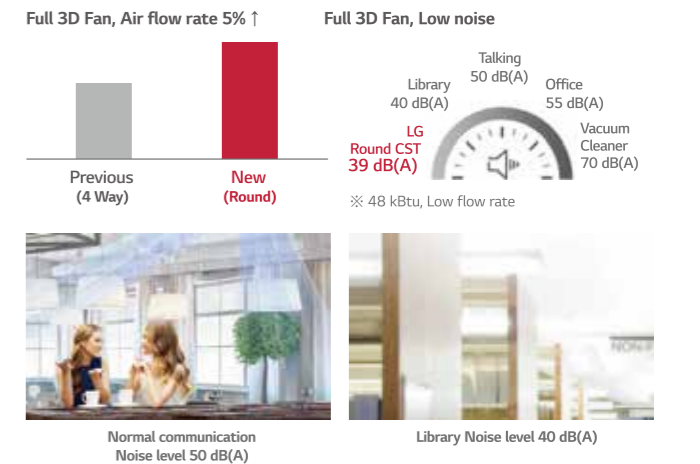
Visible air flow

With crystal vein for 6-step precision control, you can send cool / heated air wherever you want.



Powerful and Quiet air flow

3D fan increases airflow by 5% and noise reduction technology makes a quieter, more comfortable space.



30% Faster in cooling

Larger airflow rate, cooling rate is faster than 30%.



※ Based on test results from LG chamber, this image is designed to help customers understand. Experimental environment: height 3.2m, 48 kBTu, cooling mode, high flow rate, horizontal air flow direction

ROUND CEILING CASSETTE

ARNU24GTYA4 / ARNU36GTYA4
ARNU48GTYA4



Model	Unit	ARNU24GTYA4	ARNU36GTYA4	ARNU48GTYA4
Capacity	Cooling (Rated)	kW 7.1	10.6	14.1
		Btu/h 24,200	36,200	48,100
Capacity	Heating (Rated)	kW 8.0	11.9	15.9
		Btu/h 27,300	40,600	54,200
Power Input (H / M / L)	W	44 / 36 / 29	63 / 47 / 36	98 / 70 / 44
Dimensions (W x H x D)	Body	mm 1,050 x 330 x 1,050	1,050 x 330 x 1,050	1,050 x 330 x 1,050
	Type	3D Turbo Fan	3D Turbo Fan	3D Turbo Fan
Fan	Motor Output x Number	W x No. 157 x 1	157 x 1	157 x 1
	Air Flow Rate (H / M / L)	m³/min 22 / 21 / 19	27 / 24 / 21	32 / 28 / 23
	Motor Type	BLDC	BLDC	BLDC
Air Filter		Long life	Long life	Long life
Pipe Connections	Liquid Side	mm (inch) Ø9.52 (3/8)	Ø9.52 (3/8)	Ø9.52 (3/8)
	Gas Side	mm (inch) Ø15.88 (5/8)	Ø15.88 (5/8)	Ø15.88 (5/8)
	Drain Pipe (Internal Dia.)	mm (inch) Ø25 (1)	Ø25 (1)	Ø25 (1)
Weight	Body	kg 30	30	30
Sound Pressure Level (H / M / L)	dB(A)	39 / 37 / 34	43 / 39 / 37	47 / 44 / 39
Power Supply	Ø, V, Hz	1, 220-240, 50	1, 220-240, 50	1, 220-240, 50
Communication Cable	mm² x No.	1.0 - 1.5 x 2C	1.0 - 1.5 x 2C	1.0 - 1.5 x 2C

Note : 1. Performance tested under EN14511
 2. Capacities are based on the following conditions.
 - Cooling : Indoor temp. 27°C (80.6°F) DB / 19°C (66.2°F) WB, Outdoor temp. 35°C (95°F) DB / 24°C (75.2°F) WB, Interconnecting piping length 7.5m, Level difference of zero
 - Heating : Indoor temp. 20°C (68°F) DB / 15°C (59°F) WB, Outdoor temp. 7°C (44.6°F) DB / 6°C (42.8°F) WB, Interconnecting piping length 7.5m, Level difference of zero
 3. Due to our policy of innovation, some specifications may be changed without notification.

Accessories

Chassis	ARNU24GTYA4	ARNU36GTYA4	ARNU48GTYA4
Drain Pump		○	
Cassette Cover		-	
Independent Power Module		PRIP0	
Robot Cleaner		-	
Pre Filter (Washable)		○	
Ion Generator		-	
CO ₂ Sensor		-	
Ventilation Kit		-	
IR Receiver		-	
Zone Controller		-	
Dry Contact (with additional accessory)		PDRYCB000 (1 point contact), PDRYCB300 (8 points for thermostat compatible), PDRYCB400 (2 points input), PDRYCB500 (Modbus)	
External Input (1 Point)		○	
Wi-Fi		PWFMDD200	
Human detection sensor		-	
Floor Temperature Sensor		-	
Air Purification kit		-	
Elevation Grille		-	

※ ○ : Applied, - : Not applied
 Option : Refer to model name in table



CEILING CONCEALED DUCT



Features & Benefits

- Easy and flexible duct adjusts air volume with External Static Pressure (ESP) control function.
- Minimalist visibility (Hidden within ceiling) to blend seamlessly into any interior

Key Applications

- Office
- Hotel
- Retail
- Residential building

	Duct	High	Middle	Low
Smart	Wi-Fi	○	○	○
Energy Efficiency	E.S.P Control	○	○	○
	Drain Pump	○	○	○
Comfort	Timer (On / Off)	○	○	○
	Timer (Weekly)	○	○	○
	Two Thermistor Control Group Control	○	○	○

※ ○ : Applied, - : Not applied

SMART

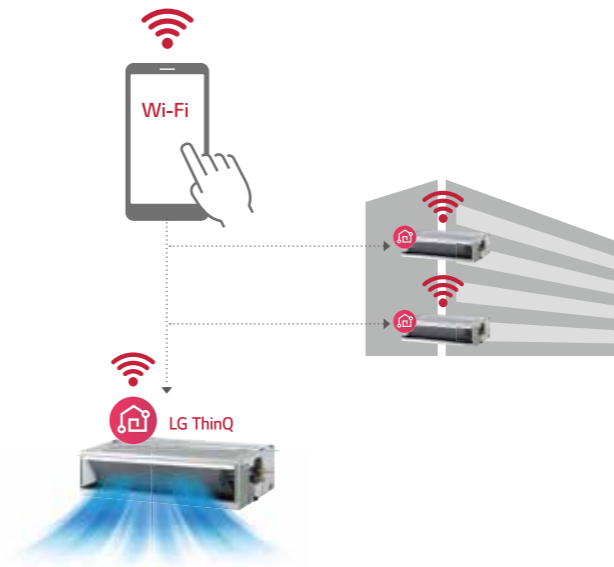
Wi-Fi Control

Anytime, anywhere access with LG ThinQ mobile app.



LG ThinQ

Search "LG ThinQ" on Google market or Appstore then download the app.



* Wi-Fi modem (Option) is necessary for this function

Easy Registration and Log-in

Follow the easy set-up steps that will activate LG ThinQ's user-friendly features.



Simple operation for various functions

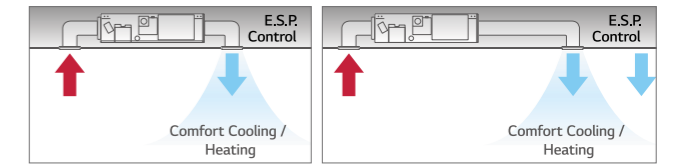


On/Off, Current Temp Mode, Set Temp Vane Control

ENERGY EFFICIENCY

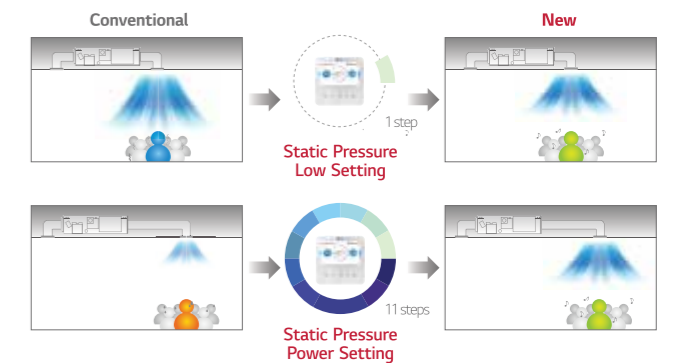
External Static Pressure (ESP) Control

User has easy access to air volume selection via remote controller using the ESP control function. The BLDC motor can control fan speed and air volume. No additional accessories are necessary to control air flow.



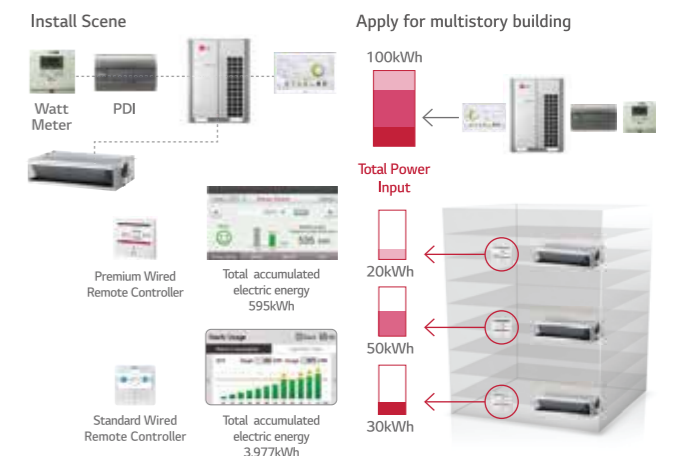
Static Pressure 11-Step Control

Depending on the installation environment, LG's ceiling concealed duct controls the static pressure with 11 steps to provide maximized comfort to any environment.



Energy Monitoring

Accumulated electric energy of the indoor unit can be identified with wired remote control, as well as with the central controller. This function is an advantage for

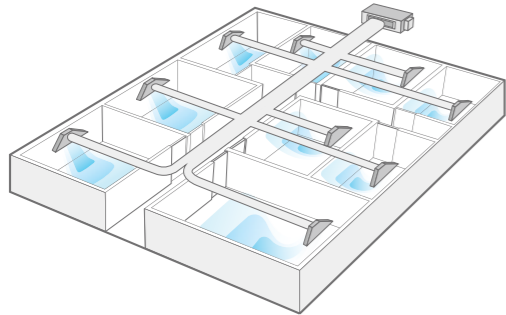


※ Outdoor unit's accumulated electric energy / using rate of individual indoor unit + indoor unit's accumulated electric energy is displayed in wired remote controller, only when central controller, digital integrating electricity meter and PDI are installed and PDI, outdoor unit and indoor unit are connected with power wire. Only total accumulated electric energy is displayed in standard wired remote controller. In premium wired remote controller, that are displayed into week / month / year.

COMFORT

Multiple Room Operation

Using a spiral duct (Embedded or flexible type) and stream chamber, it is possible to operate cooling / heating for several rooms simultaneously.



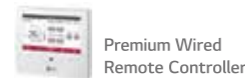
Filter Alert

The alarm is activated when the filter needs to be cleaned, and the time remaining for cleaning is displayed on the screen.

Remain Time Until Indoor Filter Cleaning + Alarm



Remain time until indoor filter cleaning 2,400hr.

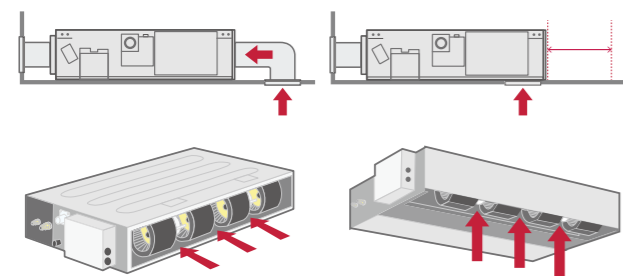


Remain time until indoor filter cleaning 1,729hr.

Flexible Installation (Low Static Duct Only)

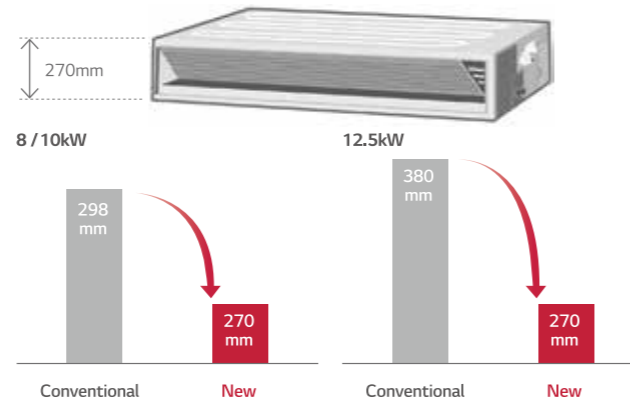
The low static duct allows the air intake at the rear or bottom under specific installation conditions.

Air intake at the rear or bottom



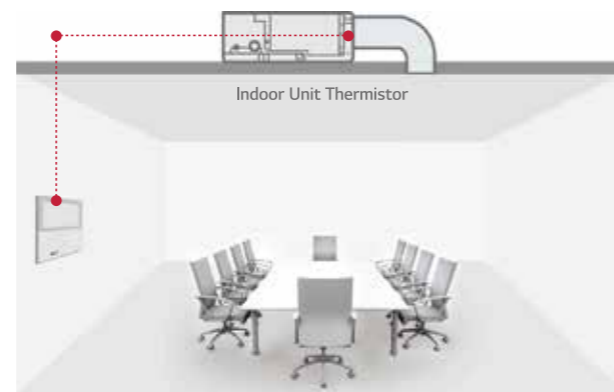
Minimized Height

New mid-static ducts provide ideal solution for installation in limited space.



Two Thermistors Control

The indoor temperature can be checked using the thermistors in the remote controller as well as from the indoor unit. There may be a significant difference between ceiling and floor air temperature. Two thermistors can optimize indoor air temperature for a more comfortable environment.

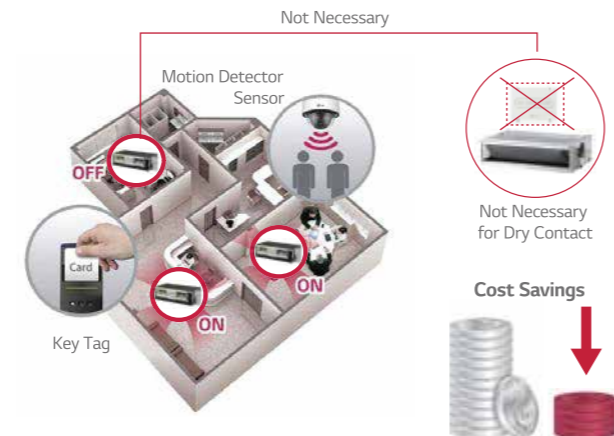


Remote Controller Thermistor


1 Point External Input (On / Off Control)

Indoor unit can be controlled by external devices without dry contact, so customer can save cost of installation.

Connection between an indoor unit and external devices directly



※ In case of needing more functions beside on / off control, a dry contact is required to be installed.



HIGH STATIC

ARNU76GB8A4 / ARNU96GB8A4



Model	Unit	ARNU76GB8A4	ARNU96GB8A4	
Capacity	Cooling (Rated)	kW	22.4	28.0
		Btu/h	76,400	95,900
	Heating (Rated)	kW	25.2	31.5
		Btu/h	86,000	107,500
Power Input (H / M / L)	W	765 / 500 / 500	800 / 750 / 750	
Dimensions (W x H x D)	Body	mm	1,562 x 460 x 688	1,562 x 460 x 688
	Type		Sirocco Fan	Sirocco Fan
Fan	Motor Output x Number	W x No.	375 x 2	375 x 2
	Air Flow Rate (H / M / L)	m³/min	60.0 / 50.0 / 50.0	72.0 / 64.0 / 64.0
	External Static Pressure	mmAq (Pa)	22 (216)	22 (216)
	Motor Type		BLDC	BLDC
	Air Filter		Pre Filter	Pre Filter
Pipe Connections	Liquid Side	mm (inch)	Ø9.52 (3/8)	Ø9.52 (3/8)
	Gas Side	mm (inch)	Ø19.05 (3/4)	Ø22.2 (7/8)
	Drain Pipe (Internal Dia.)	mm (inch)	Ø25 (1)	Ø25 (1)
Weight	Body	kg	87.0	87.0
Sound Pressure Levels (H / M / L)		dB(A)	45 / 41 / 40	47 / 42 / 41
Power Supply		Ø, V, Hz	1, 220-240, 50	1, 220-240, 50
Communication Cable		mm² x No.	1.0 - 1.5 x 2C	1.0 - 1.5 x 2C

Note : 1. Performance tested under EN14511
 2. Capacities are based on the following conditions.
 - Cooling : Indoor temp. 27°C (80.6°F) DB / 19°C (66.2°F) WB, Outdoor temp. 35°C (95°F) DB / 24°C (75.2°F) WB, Interconnecting piping length 7.5m, Level difference of zero
 - Heating : Indoor temp. 20°C (68°F) DB / 15°C (59°F) WB, Outdoor temp. 7°C (44.6°F) DB / 6°C (42.8°F) WB, Interconnecting piping length 7.5m, Level difference of zero
 3. Due to our policy of innovation, some specifications may be changed without notification.

Accessories

Chassis	ARNU76GB8A4	ARNU96GB8A4
Drain Pump		○
Cassette Cover		-
Independent Power Module		PRIPO
Robot Cleaner		-
Pre Filter (Washable)		○
Ion Generator		-
CO ₂ Sensor		-
Ventilation Kit		-
IR Receiver		PWLRVN000
Zone Controller		ABZCA
Dry Contact (with additional accessory)		PDRYCB000 (1 point contact), PDRYCB300 (8 points for thermostat compatible), PDRYCB400 (2 points input), PDRYCB500 (Modbus)
External Input (1 point)		○
Wi-Fi		PWFMDD200

※ ○ : Applied, - : Not applied
 Option : Refer to model name in table

MID STATIC

ARNU07GM1A4 / ARNU09GM1A4
 ARNU12GM1A4 / ARNU15GM1A4
 ARNU18GM1A4 / ARNU24GM1A4



Model	Unit	ARNU07GM1A4	ARNU09GM1A4	ARNU12GM1A4	ARNU15GM1A4	ARNU18GM1A4	ARNU24GM1A4	
Capacity	Cooling (Rated)	kW	2.2	2.8	3.6	4.5	5.6	7.1
		Btu/h	7,500	9,600	12,300	15,400	19,100	24,200
	Heating (Rated)	kW	2.5	3.2	4.0	5.0	6.3	8.0
		Btu/h	8,500	10,900	13,600	17,100	21,500	27,300
Power Input (H / M / L)	W	39 / 30 / 25	40 / 32 / 26	46 / 38 / 31	67 / 53 / 46	85 / 63 / 55	91 / 74 / 58	
Dimensions (W x H x D)	Body	mm	900 x 270 x 700	900 x 270 x 700	900 x 270 x 700	900 x 270 x 700	900 x 270 x 700	900 x 270 x 700
	Type		Sirocco Fan	Sirocco Fan	Sirocco Fan	Sirocco Fan	Sirocco Fan	Sirocco Fan
Fan	Motor Output x Number	W x No.	136 x 1	136 x 1	136 x 1	136 x 1	136 x 1	136 x 1
	Air Flow Rate (H / M / L)	m³/min	9.0 / 7.5 / 6.0	9.5 / 7.5 / 6.0	11.0 / 9.0 / 7.0	16.0 / 12.0 / 9.0	17.0 / 14.5 / 12.0	19.0 / 16.0 / 14.0
	External Static Pressure	mmAq (Pa)	6(59)	6(59)	6(59)	6(59)	6(59)	6(59)
	Motor Type		BLDC	BLDC	BLDC	BLDC	BLDC	BLDC
	Air Filter		Pre Filter	Pre Filter	Pre Filter	Pre Filter	Pre Filter	Pre Filter
Pipe Connections	Liquid Side	mm (inch)	Ø6.35 (1/4)	Ø6.35 (1/4)	Ø6.35 (1/4)	Ø6.35 (1/4)	Ø6.35 (1/4)	Ø9.52 (3/8)
	Gas Side	mm (inch)	Ø12.7 (1/2)	Ø12.7 (1/2)	Ø12.7 (1/2)	Ø12.7 (1/2)	Ø12.7 (1/2)	Ø15.88 (5/8)
	Drain Pipe (Internal Dia.)	mm (inch)	25 (1)	25 (1)	Ø25 (1)	Ø25 (1)	Ø25 (1)	Ø25 (1)
Weight	Body	kg	25	25	25	25	25	25.9
Sound Pressure Levels (H / M / L)		dB(A)	26 / 24 / 23	27 / 25 / 23	27 / 25 / 23	30 / 27 / 23	31 / 28 / 25	32 / 29 / 26
Power Supply		Ø, V, Hz	1, 220 - 240, 50	1, 220 - 240, 50	1, 220 - 240, 50	1, 220 - 240, 50	1, 220 - 240, 50	1, 220 - 240, 50
Communication Cable		mm² x No.	1.0 - 1.5 x 2C	1.0 - 1.5 x 2C	1.0 - 1.5 x 2C	1.0 - 1.5 x 2C	1.0 - 1.5 x 2C	1.0 - 1.5 x 2C

Note : 1. Performance tested under EN14511
 2. Capacities are based on the following conditions.
 - Cooling : Indoor temp. 27°C (80.6°F) DB / 19°C (66.2°F) WB, Outdoor temp. 35°C (95°F) DB / 24°C (75.2°F) WB, Interconnecting piping length 7.5m, Level difference of zero
 - Heating : Indoor temp. 20°C (68°F) DB / 15°C (59°F) WB, Outdoor temp. 7°C (44.6°F) DB / 6°C (42.8°F) WB, Interconnecting piping length 7.5m, Level difference of zero
 3. Due to our policy of innovation, some specifications may be changed without notification.

Accessories

Chassis	ARNU07GM1A4	ARNU09GM1A4	ARNU12GM1A4	ARNU15GM1A4	ARNU18GM1A4	ARNU24GM1A4
Drain Pump						○
Cassette Cover						-
Independent Power Module						PRIPO
Robot Cleaner						-
Pre Filter (Washable)						○
Ion Generator						-
CO ₂ Sensor						-
Ventilation Kit						-
IR Receiver						PWLRVN000
Zone Controller						ABZCA
Dry Contact (with additional accessory)						PDRYCB000 (1 point contact), PDRYCB300 (8 points for thermostat compatible), PDRYCB400 (2 points input), PDRYCB500 (Modbus)
External Input (1 point)						○
Wi-Fi						PWFMDD200

※ ○ : Applied, - : Not applied
 Option : Refer to model name in table

MID STATIC

ARNU28GM2A4 / ARNU36GM2A4
ARNU42GM2A4 / ARNU48GM3A4
ARNU54GM3A4 / ARNU60GM3A4



Model	Unit	ARNU28GM2A4	ARNU36GM2A4	ARNU42GM2A4	ARNU48GM3A4	ARNU54GM3A4	ARNU60GM3A4	
Capacity	Cooling (Rated)	kW	8.2	10.6	12.3	14.1	15.8	17.5
		Btu/h	28,000	36,200	42,000	48,100	54,000	60,000
Capacity	Heating (Rated)	kW	9.2	11.9	13.8	15.9	18.0	19.7
		Btu/h	31,500	40,600	47,000	54,200	61,400	67,500
Power Input (H / M / L)	W	123 / 81 / 57	184 / 123 / 81	231 / 162 / 111	172 / 105 / 65	260 / 215 / 172	280 / 239 / 198	
Dimensions (W x H x D)	Body	mm	1,250 x 270 x 700	1,250 x 270 x 700	1,250 x 270 x 700	1,250 x 360 x 700	1,250 x 360 x 700	1,250 x 360 x 700
	Type		Sirocco Fan	Sirocco Fan	Sirocco Fan	Sirocco Fan	Sirocco Fan	Sirocco Fan
Fan	Motor Output x Number	W x No.	350 x 1	350 x 1	350 x 1	400 x 1	400 x 1	400 x 1
	Air Flow Rate (H / M / L)	m ³ /min	28.0 / 24.0 / 21.0	32.0 / 28.0 / 24.0	38.0 / 33.0 / 28.0	40.0 / 34.0 / 28.0	50.0 / 45.0 / 40.0	51.0 / 46.0 / 41.0
	External Static Pressure	mmAq (Pa)	6 (59)	6 (59)	6 (59)	6 (59)	6 (59)	6 (59)
	Motor Type		BLDC	BLDC	BLDC	BLDC	BLDC	BLDC
Air Filter		Pre Filter	Pre Filter	Pre Filter	Pre Filter	Pre Filter	Pre Filter	
Pipe Connections	Liquid Side	mm (inch)	Ø9.52 (3/8)	Ø9.52 (3/8)	Ø9.52 (3/8)	Ø9.52 (3/8)	Ø9.52 (3/8)	Ø9.52 (3/8)
	Gas Side	mm (inch)	Ø15.88 (5/8)	Ø15.88 (5/8)	Ø15.88 (5/8)	Ø15.88 (5/8)	Ø19.05 (3/4)	Ø19.05 (3/4)
	Drain Pipe (Internal Dia.)	mm (inch)	Ø25 (1)	Ø25 (1)	Ø25 (1)	Ø25 (1)	Ø25 (1)	Ø25 (1)
Weight	Body	kg	36	36	37.2	42.2	42.2	44.0
Sound Pressure Levels (H / M / L)	dB(A)	38 / 36 / 35	40 / 38 / 36	42 / 41 / 39	41 / 38 / 37	42 / 41 / 40	41 / 40 / 39	
Power Supply	Ø, V, Hz	1,220 - 240, 50	1,220 - 240, 50	1,220 - 240, 50	1,220 - 240, 50	1,220 - 240, 50	1,220 - 240, 50	
Communication Cable	mm ² x No.	1.0 - 1.5 x 2C	1.0 - 1.5 x 2C	1.0 - 1.5 x 2C	1.0 - 1.5 x 2C	1.0 - 1.5 x 2C	1.0 - 1.5 x 2C	

Note : 1. Performance tested under EN14511
2. Capacities are based on the following conditions.
- Cooling : Indoor temp. 27°C (80.6°F) DB / 19°C (66.2°F) WB, Outdoor temp. 35°C (95°F) DB / 24°C (75.2°F) WB, Interconnecting piping length 7.5m, Level difference of zero
- Heating : Indoor temp. 20°C (68°F) DB / 15°C (59°F) WB, Outdoor temp. 7°C (44.6°F) DB / 6°C (42.8°F) WB, Interconnecting piping length 7.5m, Level difference of zero
3. Due to our policy of innovation, some specifications may be changed without notification.

Accessories

Chassis	ARNU28GM2A4	ARNU36GM2A4	ARNU42GM2A4	ARNU48GM3A4	ARNU54GM3A4	ARNU60GM3A4
Drain Pump				○		
Cassette Cover				-		
Independent Power Module				PRIPO		
Robot Cleaner				-		
Pre Filter (Washable)				○		
Ion Generator				-		
CO ₂ Sensor				-		
Ventilation Kit				-		
IR Receiver				PWLRVN000		
Zone Controller				ABZCA		
Dry Contact (with additional accessory)		PDRYCB000 (1 point contact), PDRYCB300 (8 points for thermostat compatible), PDRYCB400 (2 points input), PDRYCB500 (Modbus)				
External Input (1 point)				○		
Wi-Fi				PWFMD200		

※ ○ : Applied, - : Not applied
Option : Refer to model name in table

LOW STATIC

ARNU05GL1G4 / ARNU07GL1G4
ARNU09GL1G4



Model	Unit	ARNU05GL1G4	ARNU07GL1G4	ARNU09GL1G4	
Capacity	Cooling (Rated)	kW	1.7	2.2	2.8
		Btu/h	5,800	7,500	9,600
Capacity	Heating (Rated)	kW	1.9	2.5	3.2
		Btu/h	6,500	8,500	10,900
Power Input (H / M / L)	W	29 / 26 / 24	31 / 28 / 24	39 / 29 / 24	
Dimensions (W x H x D)	Body	mm	700 x 190 x 700	700 x 190 x 700	700 x 190 x 700
	Type		Sirocco Fan	Sirocco Fan	Sirocco Fan
Fan	Motor Output x Number	W x No.	19 x 1	19 x 1	19 x 1
	Air Flow Rate (H / M / L)	m ³ /min	6.7 / 6.2 / 5.5	7.5 / 6.5 / 5.5	9.0 / 7.0 / 5.5
	External Static Pressure	mmAq (Pa)	2.54 (25)	2.54 (25)	2.54 (25)
	Motor Type		BLDC	BLDC	BLDC
Air Filter		Pre Filter	Pre Filter	Pre Filter	
Pipe Connections	Liquid Side	mm (inch)	Ø6.35 (1/4)	Ø6.35 (1/4)	Ø6.35 (1/4)
	Gas Side	mm (inch)	Ø12.7 (1/2)	Ø12.7 (1/2)	Ø12.7 (1/2)
	Drain Pipe (Internal Dia.)	mm (inch)	Ø25 (1)	Ø25 (1)	Ø25 (1)
Weight	Body	kg	16.3	16.3	16.3
Sound Pressure Levels (H / M / L)	dB(A)	25 / 24 / 22	26 / 24 / 22	28 / 25 / 22	
Power Supply	Ø, V, Hz	1, 220-240, 50	1, 220-240, 50	1, 220-240, 50	
Communication Cable	mm ² x No.	1.0 - 1.5 x 2C	1.0 - 1.5 x 2C	1.0 - 1.5 x 2C	

Note : 1. Performance tested under EN14511
2. Capacities are based on the following conditions.
- Cooling : Indoor temp. 27°C (80.6°F) DB / 19°C (66.2°F) WB, Outdoor temp. 35°C (95°F) DB / 24°C (75.2°F) WB, Interconnecting piping length 7.5m, Level difference of zero
- Heating : Indoor temp. 20°C (68°F) DB / 15°C (59°F) WB, Outdoor temp. 7°C (44.6°F) DB / 6°C (42.8°F) WB, Interconnecting piping length 7.5m, Level difference of zero
3. Due to our policy of innovation, some specifications may be changed without notification.

Accessories

Chassis	ARNU05GL1G4	ARNU07GL1G4	ARNU09GL1G4
Drain Pump			○
Cassette Cover			-
Independent Power Module			PRIPO
Robot Cleaner			-
Pre Filter (Washable)			○
Ion Generator			-
CO ₂ Sensor			-
Ventilation Kit			-
IR Receiver			PWLRVN000
Zone Controller			ABZCA
Dry Contact (with additional accessory)		PDRYCB000 (1 point contact), PDRYCB300 (8 points for thermostat compatible), PDRYCB400 (2 points input), PDRYCB500 (Modbus)	
External Input (1 point)			○
Wi-Fi			PWFMD200

※ ○ : Applied, - : Not applied
Option : Refer to model name in table

LOW STATIC

ARNU12GL2G4 / ARNU15GL2G4
ARNU18GL2G4



Model	Unit	ARNU12GL2G4	ARNU15GL2G4	ARNU18GL2G4	
Capacity	Cooling (Rated)	kW	3,6	4,5	5,6
		Btu/h	12,300	15,400	19,100
Capacity	Heating (Rated)	kW	4,0	5,0	6,3
		Btu/h	13,600	17,100	21,500
Power Input (H / M / L)		W	41 / 34 / 29	56 / 41 / 34	71 / 56 / 41
Dimensions (W x H x D)	Body	mm	900 x 190 x 700	900 x 190 x 700	900 x 190 x 700
	Type		Sirocco Fan	Sirocco Fan	Sirocco Fan
Fan	Motor Output x Number	W x No.	19 x 1, 5 x 1	19 x 1, 5 x 1	19 x 1, 5 x 1
	Air Flow Rate (H / M / L)	m³/min	10,0 / 8,5 / 7,0	12,5 / 10,0 / 8,5	15,0 / 12,5 / 10,0
	External Static Pressure	mmAq (Pa)	2,54 (25)	2,54 (25)	2,54 (25)
	Motor Type		BLDC	BLDC	BLDC
Air Filter			Pre Filter	Pre Filter	
Pipe Connections	Liquid Side	mm (inch)	Ø6.35 (1/4)	Ø6.35 (1/4)	Ø6.35 (1/4)
	Gas Side	mm (inch)	Ø12.7 (1/2)	Ø12.7 (1/2)	Ø12.7 (1/2)
	Drain Pipe (Internal Dia.)	mm (inch)	Ø25 (1)	Ø25 (1)	Ø25 (1)
Weight	Body	kg	20,9	20,9	20,9
Sound Pressure Levels (H / M / L)		dB(A)	30 / 27 / 25	33 / 30 / 28	35 / 32 / 29
Power Supply		Ø, V, Hz	1, 220-240, 50	1, 220-240, 50	1, 220-240, 50
Communication Cable		mm² x No.	1,0 - 1,5 x 2C	1,0 - 1,5 x 2C	1,0 - 1,5 x 2C

Note : 1. Performance tested under EN14511
2. Capacities are based on the following conditions.
- Cooling : Indoor temp. 27°C (80.6°F) DB / 19°C (66.2°F) WB, Outdoor temp. 35°C (95°F) DB / 24°C (75.2°F) WB, Interconnecting piping length 7.5m, Level difference of zero
- Heating : Indoor temp. 20°C (68°F) DB / 15°C (59°F) WB, Outdoor temp. 7°C (44.6°F) DB / 6°C (42.8°F) WB, Interconnecting piping length 7.5m, Level difference of zero
3. Due to our policy of innovation, some specifications may be changed without notification.

Accessories

Chassis	ARNU12GL2G4	ARNU15GL2G4	ARNU18GL2G4
Drain Pump		○	
Cassette Cover		-	
Independent Power Module		PRIP0	
Robot Cleaner		-	
Pre Filter (Washable)		○	
Ion Generator		-	
CO ₂ Sensor		-	
Ventilation Kit		-	
IR Receiver		PWLRVN000	
Zone Controller		ABZCA	
Dry Contact (with additional accessory)		PDRYCB000 (1 point contact), PDRYCB300 (8 points for thermostat compatible), PDRYCB400 (2 points input), PDRYCB500 (Modbus)	
External Input (1 point)		○	
Wi-Fi		PWFMD200	

※ ○ : Applied, - : Not applied
Option : Refer to model name in table

LOW STATIC

ARNU21GL3G4 / ARNU24GL3G4



Model	Unit	ARNU21GL3G4	ARNU24GL3G4	
Capacity	Cooling (Rated)	kW	6,2	7,1
		Btu/h	21,000	24,200
Capacity	Heating (Rated)	kW	7,0	8,0
		Btu/h	23,900	27,300
Power Input (H / M / L)		W	72 / 53 / 48	103 / 63 / 48
Dimensions (W x H x D)	Body	mm	1,100 x 190 x 700	1,100 x 190 x 700
	Type		Sirocco Fan	Sirocco Fan
Fan	Motor Output x Number	W x No.	19 x 2	19 x 2
	Air Flow Rate (H / M / L)	m³/min	17,5 / 14,0 / 12,0	20,0 / 16,0 / 12,0
	External Static Pressure	mmAq (Pa)	2,54 (25)	2,54 (25)
	Motor Type		BLDC	BLDC
Air Filter			Pre Filter	Pre Filter
Pipe Connections	Liquid Side	mm (inch)	Ø9.52 (3/8)	Ø9.52 (3/8)
	Gas Side	mm (inch)	Ø15.88 (5/8)	Ø15.88 (5/8)
	Drain Pipe (Internal Dia.)	mm (inch)	Ø25 (1)	Ø25 (1)
Weight	Body	kg	24,2	24,2
Sound Pressure Levels (H / M / L)		dB(A)	35 / 29 / 28	36 / 33 / 28
Power Supply		Ø, V, Hz	1, 220-240, 50	1, 220-240, 50
Communication Cable		mm² x No.	1,0 - 1,5 x 2C	1,0 - 1,5 x 2C

Note : 1. Performance tested under EN14511
2. Capacities are based on the following conditions.
- Cooling : Indoor temp. 27°C (80.6°F) DB / 19°C (66.2°F) WB, Outdoor temp. 35°C (95°F) DB / 24°C (75.2°F) WB, Interconnecting piping length 7.5m, Level difference of zero
- Heating : Indoor temp. 20°C (68°F) DB / 15°C (59°F) WB, Outdoor temp. 7°C (44.6°F) DB / 6°C (42.8°F) WB, Interconnecting piping length 7.5m, Level difference of zero
3. Due to our policy of innovation, some specifications may be changed without notification.

Accessories

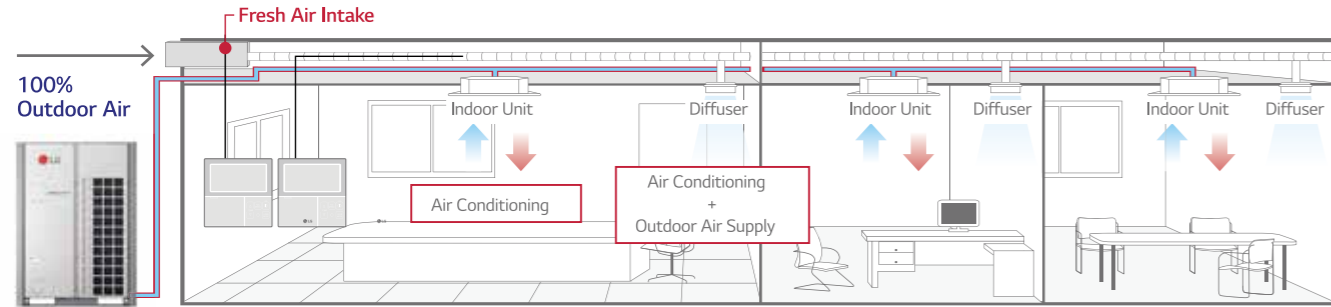
Chassis	ARNU21GL3G4	ARNU24GL3G4
Drain Pump		○
Cassette Cover		-
Independent Power Module		PRIP0
Robot Cleaner		-
Pre Filter (Washable)		○
Ion Generator		-
CO ₂ Sensor		-
Ventilation Kit		-
IR Receiver		PWLRVN000
Zone Controller		ABZCA
Dry Contact (with additional accessory)		PDRYCB000 (1 point contact), PDRYCB300 (8 points for thermostat compatible), PDRYCB400 (2 points input), PDRYCB500 (Modbus)
External Input (1 point)		○
Wi-Fi		PWFMD200

※ ○ : Applied, - : Not applied
Option : Refer to model name in table

FRESH AIR INTAKE

Fresh Outdoor Air Supply

The LG Fresh Air Intake Unit (FAU) is the alternative solution for ventilation, which supplies the fresh outdoor air indoors as well as being able to cool and heat air inside simultaneously. It means the indoor space can have positive air pressure consistently, which can block cold, hot or contaminated air from outside. This allows the indoor space to have consistent positive air pressure blocking cold.

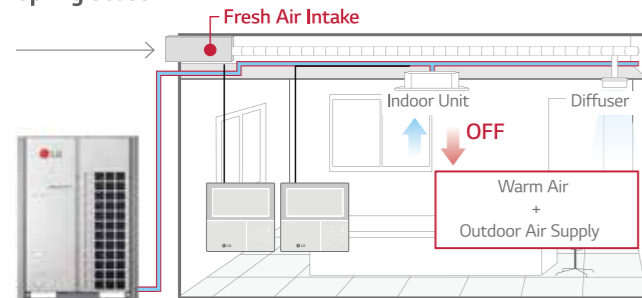


MULTI V 5 Outdoor Unit

Economic Operation

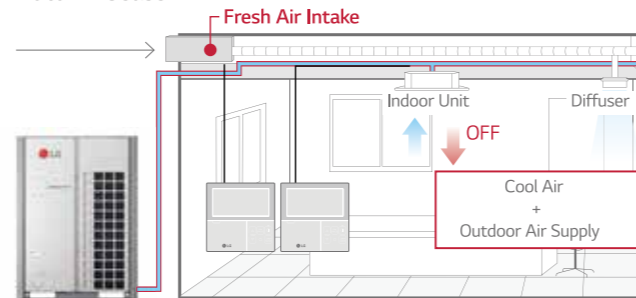
Natural outdoor air is utilized as seasons change for cost efficiency.

Spring Season



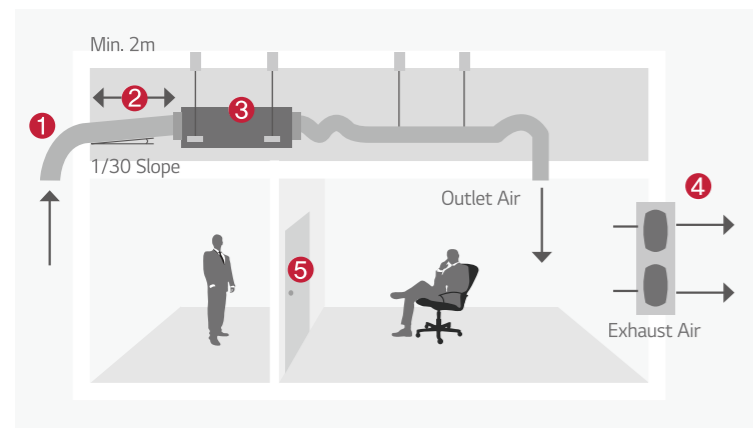
MULTI V 5 Outdoor Unit

Autumn Season



MULTI V 5 Outdoor Unit

Installation Scene



- 1 Inlet Hood
- 2 Intake Air Duct
- 3 Fresh Air Intake Unit
- 4 Exhaust Fa
- 5 Door

FRESH AIR INTAKE

ARNU76GB8Z4 / ARNU96GB8Z4



Model	Unit	ARNU76GB8Z4	ARNU96GB8Z4
Capacity	Cooling (Rated)	kW 22.4	28.0
		Btu/h 76,400	95,900
Heating (Rated)	kW	21.4	26.7
		Btu/h 73,080	91,360
Power Input (H / M / L)	W	230 / 200 / 200	360 / 230 / 230
Dimensions (W x H x D)	Body	mm 1,562 x 460 x 688	1,562 x 460 x 688
	Type	Sirocco Fan	Sirocco Fan
Fan	Motor Output x Number	W x No. 375 x 1	375 x 1
	Air Flow Rate (H / M / L) (High Mode-Factory Set)	m ³ /min 23.7 / 13.2 / 13.2	35.7 / 23.7 / 23.7
	External Static Pressure	mmAq (Pa) 22 (216)	22 (216)
	Motor Type	BLDC	BLDC
	Air Filter	Long Life Filter	Long Life Filter
Pipe Connections	Liquid Side	mm (inch) Ø9.52 (3/8)	Ø9.52 (3/8)
	Gas Side	mm (inch) Ø19.05 (3/4)	Ø22.2 (7/8)
	Drain Pipe (Internal Dia.)	mm (inch) Ø25 (1)	Ø25 (1)
Weight	Body	kg 73.0	73.0
Sound Pressure Levels (H / M / L)	dB(A)	45 / 43 / 43	47 / 45 / 45
Power Supply	Ø, V, Hz	1, 220-240, 50	1, 220-240, 50
Communication Cable	mm ² x No.	1.0 - 1.5 x 2C	1.0 - 1.5 x 2C

Note : 1. Performance tested under EN14511
 2. Capacities are based on the following conditions.
 - Cooling : Indoor temp. 27°C (80.6°F) DB / 19°C (66.2°F) WB, Outdoor temp. 35°C (95°F) DB / 24°C (75.2°F) WB, Interconnecting piping length 7.5m, Level difference of zero
 - Heating : Indoor temp. 20°C (68°F) DB / 15°C (59°F) WB, Outdoor temp. 7°C (44.6°F) DB / 6°C (42.8°F) WB, Interconnecting piping length 7.5m, Level difference of zero
 3. Due to our policy of innovation, some specifications may be changed without notification.

CAUTION		
1. Operation range (Cooling : 5°C ~ 43°C, Heating : -5°C ~ 43°C) 2. Installation of exhaust fan is recommended for a sealed room. 3. Indoor Unit Connection		
No	Connection Condition	Combination
1	Fresh air intake units only are connected with outdoor units	1) The total capacity of fresh air intake unit should be 50 ~ 100% of outdoor unit. 2) The max. quantity of fresh air intake is 4 units.
2	Mixture connection with general indoor unit and fresh intake units	1) The total capacity of indoor units (Standard Indoor Unit + Fresh Air Intake Unit) should be 50 ~ 100% of outdoor unit. 2) The total capacity of fresh air intake unit should be less than 30% of the total capacity of indoor units.

Accessories

Chassis	ARNU76GB8Z4	ARNU96GB8Z4
Drain Pump		○
Cassette Cover		-
Independent Power Module		PRIPO
Robot Cleaner		-
Pre Filter (Washable)		○
Ion Generator		-
CO ₂ Sensor		-
Ventilation Kit		-
IR Receiver		PWLRVN000
Zone Controller		-
Dry Contact (with additional accessory)		PDRYCB000 (1 point contact), PDRYCB300 (8 points for thermostat compatible), PDRYCB400 (2 points input), PDRYCB500 (Modbus)
External Input (1 point)		○
Wi-Fi		PWFMD200

※ ○ : Applied, - : Not applied
 Option : Refer to model name in table

COMPATIBILITY

Controller	Product	Premium	Standard III	Standard II	Simple	Simple for Hotel	Wireless	Dry Contact						
		PREMTA000 PREMTA00A PREMTA00B	PREMTB10	PREMTB10	PREMTB01	PREMTB01	PQRCVCLQ	PQRCVCOQW	PQRCHCAOQ	PQRCH-CAOQW	NEW PWLSSB21H (H/P) PWLSSB21C (C/O)	Simple Dry Contact PDRYCB000	2 points Dry Contact PDRYCB400	Dry Contact for Thermostat PDRYCB300
4 Way	ARNU-A4	○	○	○	○	○	○	○	○	○	○	○	○	○
	ARNU-B4	○	○	○	○	○	○	○	○	○	○	○	○	○
Ceiling Mounted Cassette	ARNU-B4	○	○	○	○	○	○	○	○	○	○	○	○	○
	ARNU-A4	○	○	○	○	○	○	○	○	○	○	○	○	○
Round CST	ARNU-A4	○	○	○	○	○	○	○	○	○	○	○	○	○
Ceiling Concealed Duct	ARNU-A4	○	○	○	○	○	△	○	○	○	○	○	○	○
	High / Mid Statics	○	○	○	○	○	△	○	○	○	○	○	○	○
Low Statics	ARNU-G4	○	○	○	○	○	△	○	○	○	○	○	○	○
FAU (Fresh Air intake)	ARNU-Z4	○	○	○	○	○	△	○	○	○	○	○	○	○
Wall Mounted	ARNU-N4	○	○	○	○	○	○	○	○	○	○	○	○	○
Ventilation	Energy Recovery Ventilator	○	○	○	-	-	-	○	-	-	-	○	-	○
AHU Communication Kit	Kit	○	○	○	-	-	△	-	-	-	-	-	-	-

※ ○ : Compatible, △ : Need wired remote controller / IR receiver, - : Not compatible
1) It has a separate remote controller.

FEATURE FUNCTIONS

Controller Name	Wired Remote Controller					Wireless Remote Controller	Wi-Fi Modem
	Premium	Standard III	Standard II	Simple	Simple(Hotel)		
Model Name	PREMTA000 PREMTA00A PREMTA00B	PREMTB100 PREMTB10	PREMTB001 PREMTB01	PQRCVCLQ PQRCVCLQW	PQRCHCAOQ PQRCHCAOQW	NEW PWLSSB21H (H/P) PWLSSB21C (C/O)	PWFMD200
On / Off	○	○	○	○	○	○	○
Fan Speed Control	○	○	○	○	○	○	○
Temperature Setting	○	○	○	○	○	○	○
Mode Change	○	○	○	○	-	○	○
Auto Swing	○	○	○	○	○	○	○
Vane Control (Louver Angle)	○	○	○	○	○	○	○
E.S.P (External Static Pressure)	○	○	○	○	○	-	-
Electric Failure Compensation	○	○	○	○	○	-	○
Indoor Temperature Display	○	○	○	○	○	○	○
ALL Button Lock (Child Lock)	○	○	○	○	○	-	-
Schedule / Timer	Weekly - Yearly	Weekly - Yearly	Weekly	-	-	Sleep / On / Off	Weekly
Additional Mode Setting ¹⁾	○	○	○	-	-	-	-
Time Display	○	○	○	-	-	○	-
Humid. Display	○	○	-	-	-	-	-
Advanced Lock (mode, set point, set point range, on/off Lock)	Advanced Lock	Advanced Lock	-	-	-	-	-
Filter Sign	○	○	○	-	-	-	-
Energy Management ²⁾	○	○	○	-	-	-	-
Dual Set Point	○	○	-	-	-	-	-
Human Detection	-	○	-	-	-	-	-
Temp, Humidity Compensation	○	○	-	-	-	-	-
Wi-Fi AP mode setting	○	○	○	○	○	○	-
Operation Status LED	○	○	○	○	○	-	-
Wireless Remote Controller Receiver	○ ³⁾	-	○ ³⁾	○ ³⁾	○ ³⁾	-	-
Display	5 inch Color	4.3 inch Color	4.3 inch Color	2.6 inch Color	2.6 inch Color	2 inch Color	-
Size (W x H x D, mm)	137 x 121 x 16.5	120 x 120 x 16	120 x 120 x 16	64 x 120 x 15	64 x 120 x 15	51 x 153 x 26	-
Black Light Control for Screen Saver	○	○	-	-	-	-	-

※ ○ : Applied, - : Not Applied
1) It might not be indicated or operated at the partial product.
2) Centralized control (PACEZA000 / PACSSA000 / PACPSA000 / PLNWK000) and PDI (PQNUD1S40 / PPWRDB000) should be installed for this function.
3) For ceiling type duct.
Note
- Indoor unit should have functions requested by the controller.
- If you need more detail, please refer to the manual of product. (<http://partner.lge.com: Home > Doc.Library > Manual>)

VENTILATION SOLUTIONS

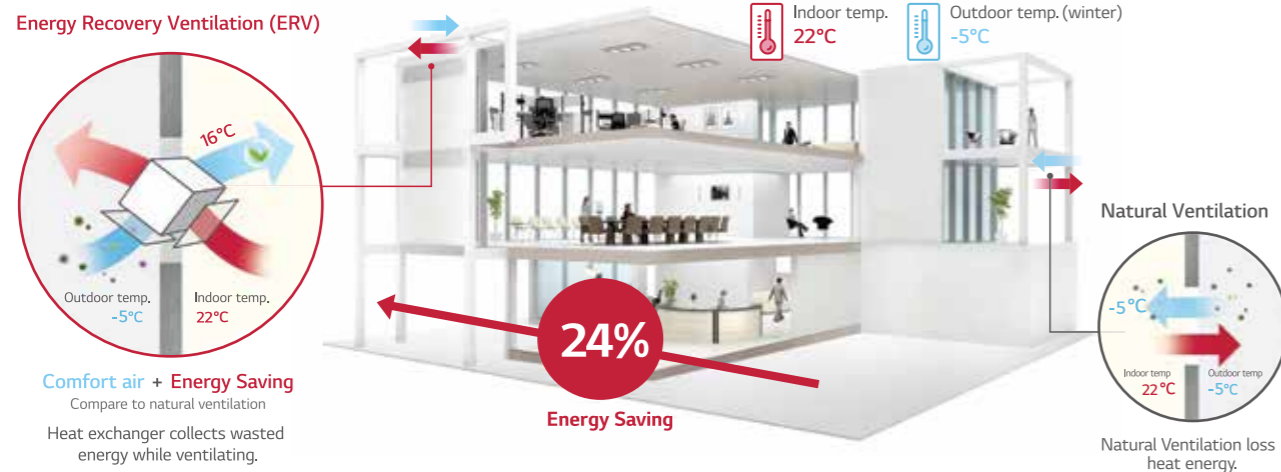
ERV



ENERGY RECOVERY VENTILATION (ERV)



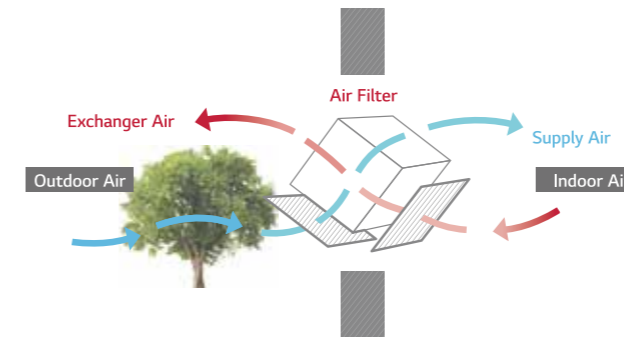
NECESSITY OF ERV



HIGH EFFICIENCY

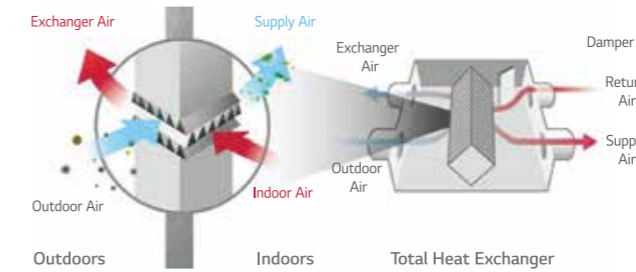
High Efficiency Heat Exchanger

Efficiency and comfort is ensured through the high-efficiency energy recovery central core which recovers energy from the indoor air and transfers it to the fresh incoming air without mixing the air stream.



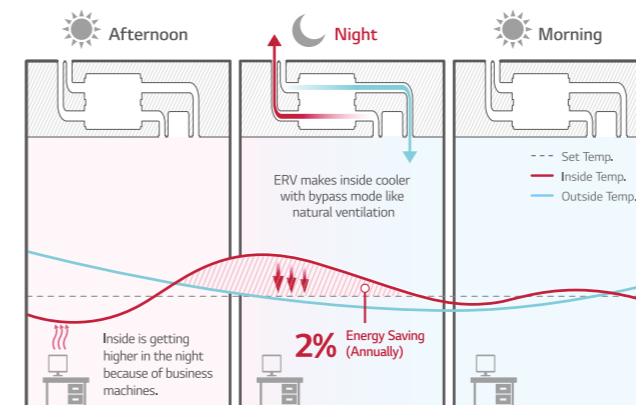
Compulsory Exhaust System

The exhausting system using high static and sirocco fan removes contaminants effectively from indoor air. Supply and exhaust air flows are completely separated in the total heat exchanger; LG ERV can filter out the impurities before supplying outdoor air and make indoor air fresh and healthy.



Night Time Free Cooling

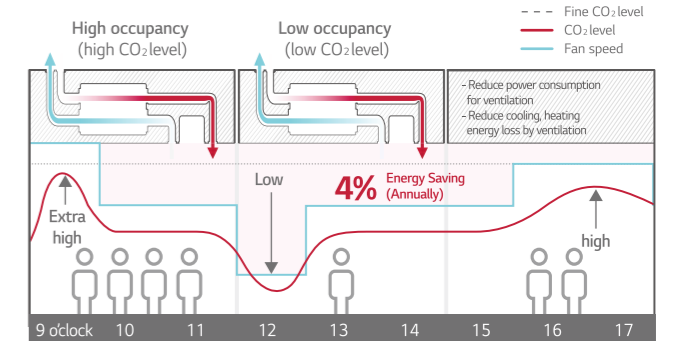
During summer nights, indoor heat can be discharged outdoors and cool outdoor air can be brought indoors for energy savings.



※ This function is operated with 'Night Time Free Cooling' on remote controller. (with MULTI V only)
※ Energy saving ratio can be differed by weather condition.
※ Test Condition - Office (49,000ft²) / Occupancy : 30 / Area : London, UK
- ERV (1,000 CMH) + MULTI V IV (12HP) Unit Combination
- Other conditions are subject to BREEAM.

CO₂ Auto Operation

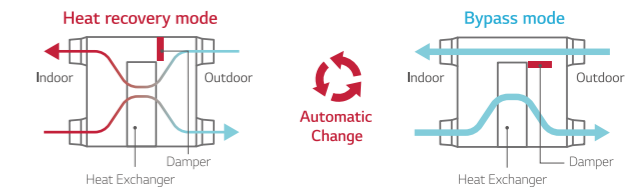
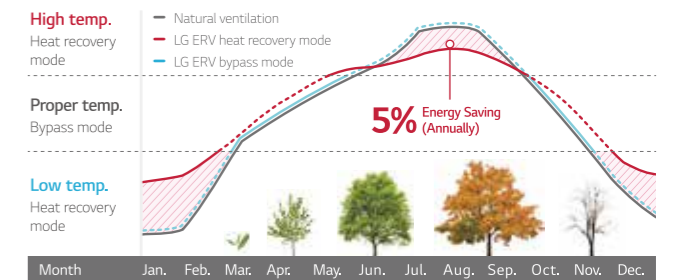
LG ERV reduces energy loss with auto fan speed control following CO₂ level



※ This function is operated with 'Night Time Free Cooling' on remote controller. (with MULTI V only)
※ Energy saving ratio can be differed by weather condition.
※ Test Condition - Office (49,000ft²) / Occupancy : 30 / Area : London, UK
- ERV (1,000 CMH) + MULTI V IV (12HP) Unit Combination
- Other conditions are subject to BREEAM.

Seasonal Auto Operation

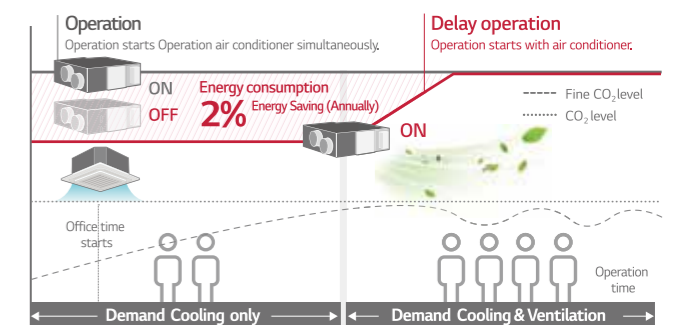
LG ERV senses outdoor temperature and operates automatically following weather condition.



※ This function is operated with 'Auto' mode by wired remote control.
※ Energy saving ratio can be differed by weather condition.
※ Test Condition - Office (49,000ft²) / Occupancy : 30 / Area : London, UK
- ERV (1,000 CMH) + MULTI V IV (12HP) Unit Combination
- Other conditions are subject to BREEAM.

Delay Operation

When the air conditioner and ERV are switched on simultaneously, delay operation can reduce unnecessary heating and cooling energy loss by slowing down automatic ERV operation.



※ This function is operated with 'Night Time Free Cooling' on remote controller. (with MULTI V only)
※ Energy saving ratio can be differed by weather condition.
※ Test Condition - Office (49,000ft²) / Occupancy : 30 / Area : London, UK
- ERV (1,000 CMH) + MULTI V IV (12HP) Unit Combination
- Other conditions are subject to BREEAM.

COMFORT & RELIABILITY

CO₂ Level Monitoring

CO₂ sensor senses CO₂ level in the room. Users can monitor CO₂ level on new wired remote controller, and ERV controls the fan speed automatically following the level.

CO₂ Level Visualization

CO₂ sensor senses indoor CO₂ level and displays it on new wired remote controller.



Main display

If the CO₂ level is above 900ppm in the room, the red mark is on.



※ The remote controller screen image may change.
※ Applicable to only Standard III, Premium remote controller.

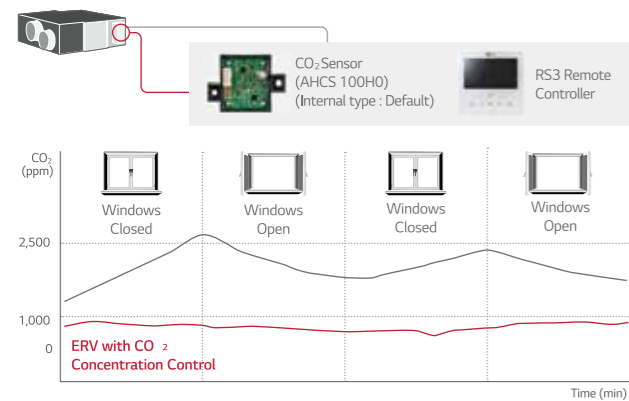
Further information

CO₂ level and room condition are displayed continuously.




CO₂ Concentration Control

Using CO₂ sensor, LG ERV controls exhaust air flow automatically to keep indoor air fresh under settled CO₂ concentration.



High Durability

LG ERV durability is increased through bacteria-resistant material of heat exchanger and corrosion protection coating. It prevents shortening product life due to corrosion and mold and supplies high quality air to inside by minimizing the bacteria.



CONVENIENCE

Easy Control

Wired remote controller is easy for usage.



Easy

- Navigation buttons, easy to use.
- Easy installation setting



Convenient

- Flexible display
- Dual display with air conditioner.
- Zoom selected directory to increase legibility.



Visible


- Indoor CO₂ level
- Alarm for filter change / Remained time to change filters

Group Control

1 wired remote controller up to 16 ERV (Including air conditioner). It is convenient for large common space such as lobby.

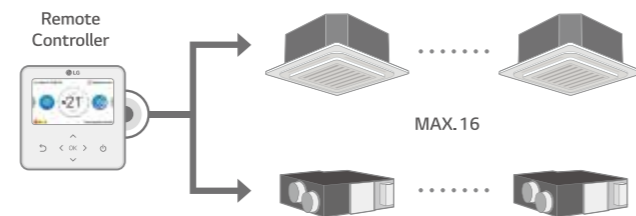
Several units combination

16 units group control is available with 1 remote controller.



Interlocking with Air Conditioning System

- LG ERV can be interlocked with air conditioners and controlled individually.
- This function can be operated when the system is connected with 1 remote controller.



CONVENIENCE

Fast Ventilation Mode

Fast ventilation mode prevents the spread of contaminants under negative indoor pressure and makes indoor air fresh and comfortable quickly.

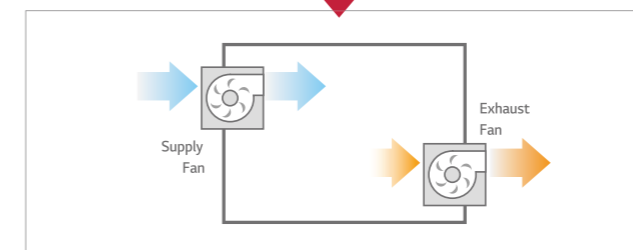
Only Exhausting



Exhausting operation causes negative indoor air pressure, and cannot fully ventilate.

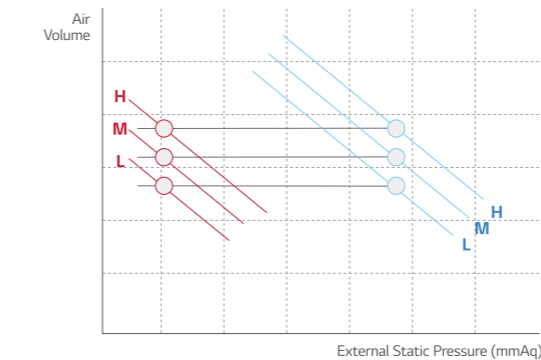
Exhausting and Supplying Simultaneously

Fast Ventilation Mode



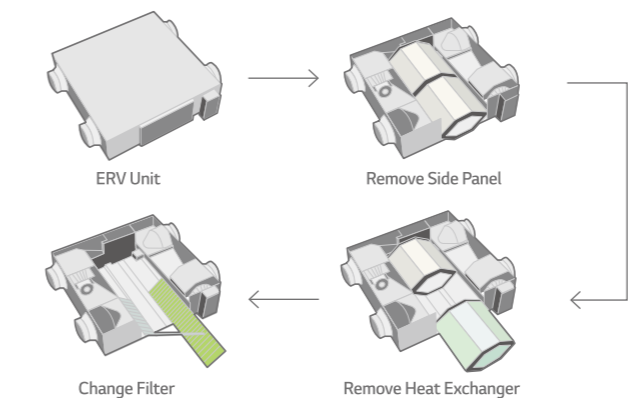
External Static Pressure Control

The high static pressure fan can control the air volume depending on the length of the duct. It is also easy to control the pressure level by using the remote controller for a more flexible duct installation and easier testing.



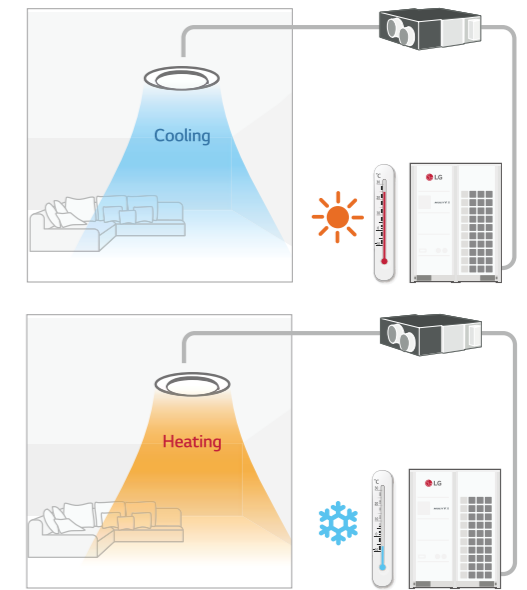
Easy Cleaning and Filter Change

Filter can be conveniently changed and cleaned.



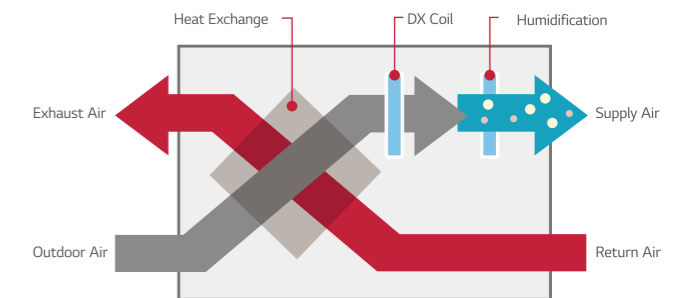
Providing Cool & Warm Fresh Air

During the summer, ERV DX can transform outdoor warm air into cool air for indoors and it can prevent cold drafts during the winter by supplying warm air.



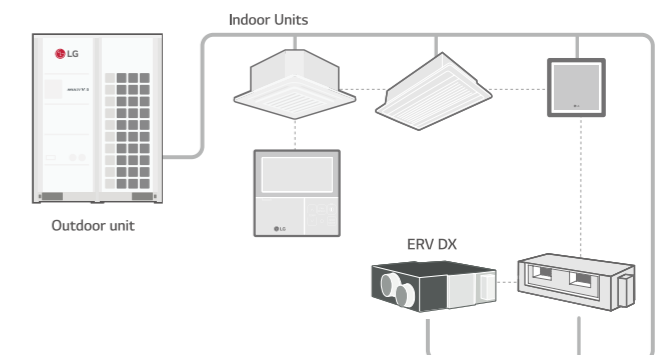
Total Air Conditioning Solution

LG ERV DX can be used as a Total Air Conditioning Solution. It can control condition of incoming air with the DX coil and humidifier for making comfortable indoor air. In the summer, LG ERV DX controls the air indoors by cooling and dehumidifying incoming air. In winter, it can provide warm air by heating and humidifying the incoming air.



Interlocking with MULTI V

LG ERV DX can be interlocked with MULTI V. It can be controlled individually by a wired remote controller connected to MULTI V indoor units.



ERV

LZ-H025GBA4 / LZ-H035GBA4
LZ-H050GBA4



Model			LZ-H025GBA4	LZ-H035GBA4	LZ-H050GBA4
Nominal Capacity	CMH (CFM)		250 (147)	350 (206)	500 (294)
Power Supply	Ø, V, Hz		1, 220-240, 50 / 60		
	Step	-	SUPER-HIGH / HIGH / LOW		
	Current	SH / H / L Amps	0.70 / 0.60 / 0.42	1.10 / 0.95 / 0.60	1.92 / 1.58 / 0.79
	Power Input	SH / H / L W	97 / 78 / 52	180 / 163 / 88	240 / 220 / 90
ERV Mode	Air Flow	SH / H / L CMH (CFM)	250 / 250 / 150 (147 / 147 / 88)	350 / 350 / 210 (206 / 206 / 123)	500 / 500 / 320 (294 / 294 / 124)
	External Static Pressure	SH / H / L Pa (inWTR)	100 / 70 / 50 (0.40 / 0.28 / 0.20)	150 / 130 / 100 (0.60 / 0.52 / 0.40)	150 / 100 / 50 (0.60 / 0.40 / 0.20)
	Temperature Exchange Efficiency	SH / H / L %	80 / 80 / 83	75 / 75 / 77	78 / 78 / 79
	Enthalpy Exchange Efficiency	Heating (SH / H / L) %	70 / 70 / 72	68 / 68 / 70	73 / 73 / 75
		Cooling (SH / H / L) %	66 / 66 / 68	63 / 63 / 65	66 / 66 / 69
	Noise Level (Sound Level, 1.5m)	SH / H / L dB(A)	29 / 28 / 24	32 / 30 / 27	34 / 32 / 25
		Step	-	SUPER-HIGH / HIGH / LOW	
	Current	SH / H / L Amps	0.70 / 0.60 / 0.42	1.10 / 0.95 / 0.60	1.92 / 1.58 / 0.79
	Power Input	SH / H / L W	97 / 78 / 52	180 / 163 / 88	240 / 220 / 90
Bypass Mode	Air Flow	SH / H / L CMH (CFM)	250 / 250 / 150 (147 / 147 / 88)	350 / 350 / 210 (206 / 206 / 123)	500 / 500 / 320 (294 / 294 / 124)
	External Static Pressure	SH / H / L Pa (inWTR)	100 / 70 / 50 (0.40 / 0.28 / 0.20)	150 / 130 / 100 (0.60 / 0.52 / 0.40)	150 / 100 / 50 (0.60 / 0.40 / 0.20)
	Noise Level (Sound Level, 1.5m)	SH / H / L dB(A)	29 / 29 / 25	32 / 30 / 27	35 / 33 / 25
Heat Exchanger	Type	-	Air to air cross flow heat exchange		
Net Weight	kg		44	44	44
Dimension	W x H x D	mm	988 x 273 x 1,014	988 x 273 x 1,014	988 x 273 x 1,014
	Qty	EA	4		
Duct Work	Size (Ø)	mm	Ø200		
	Qty	EA	1		
Supply Air Fan	Type	-	Direct-Drive (Sirocco Fan)		
	Qty	EA	1		
Exhaust Air Fan	Type	-	Direct-Drive (Sirocco Fan)		
	Qty	EA	2		
Filters (Default)	Type	-	Cleanable fibrous fleeces		
	Size (W x H x D)	mm	855 x 10 x 160		
	Model	-	AHFT035HO		
Filters (Optional)	Qty	EA	2		
	Type	-	F7		
	Size (W x H x D)	mm	423.5 x 132 x 25		
Dry Contact			PDRYCB000		

- Note : 1. ERV mode : Total Heat Recovery Ventilation mode
 2. Refer to dimensional drawings.
 3. Noise level :
 - The operating conditions are assumed to be standard.
 - Sound measured at 1.5m below the center the body.
 - Sound level will vary depending on a range of factors such as the construction (acoustic absorption coefficient) of particular room in which the equipment is installed.
 - The sound level at the air discharge port is about 8 dB(A) higher than the unit's operating sound.
 4. Temperature and Enthalpy Exchange Efficiency at cooling Indoor Temperature : 26.5°C DB, 64.5% RH, Outdoor Temperature : 34.5°C DB, 75% RH
 5. Temperature and Enthalpy Exchange Efficiency at heating Indoor Temperature : 20.5°C DB, 59.5% RH, Outdoor Temperature : 5°C DB, 65% RH
 6. Temperature Exchange efficiency is tested at heating condition.

ERV

LZ-H080GBA4 / LZ-H100GBA4
LZ-H150GBA4 / LZ-H200GBA4



Model			LZ-H080GBA4	LZ-H100GBA4	LZ-H150GBA4	LZ-H200GBA4
Nominal Capacity	CMH (CFM)		800 (471)	1,000 (589)	1,500 (883)	2,000 (1,177)
Power Supply	Ø, V, Hz		1, 220-240, 50 / 60			
	Step	-	SUPER-HIGH / HIGH / LOW			
	Current	SH / H / L Amps	2.77 / 2.16 / 1.44	3.41 / 2.90 / 1.76	5.60 / 5.40 / 2.90	6.80 / 5.90 / 3.60
	Power Input	SH / H / L W	390 / 280 / 187	480 / 385 / 210	780 / 540 / 377	960 / 770 / 420
ERV Mode	Air Flow	SH / H / L CMH (CFM)	800 / 800 / 660 (471 / 471 / 388)	1,000 / 1,000 / 800 (589 / 589 / 471)	1,500 / 1,500 / 1,200 (883 / 883 / 706)	2,000 / 2,000 / 1,600 (1,177 / 1,177 / 942)
	External Static Pressure	SH / H / L Pa (inWTR)	200 / 110 / 60 (0.80 / 0.44 / 0.24)	160 / 90 / 50 (0.64 / 0.36 / 0.20)	200 / 110 / 60 (0.80 / 0.44 / 0.24)	160 / 90 / 50 (0.64 / 0.36 / 0.20)
	Temperature Exchange Efficiency	SH / H / L %	79 / 79 / 82	77 / 77 / 78	79 / 79 / 82	77 / 77 / 78
	Enthalpy Exchange Efficiency	Heating (SH / H / L) %	72 / 72 / 74	70 / 70 / 72	72 / 72 / 74	70 / 70 / 72
		Cooling (SH / H / L) %	63 / 63 / 66	59 / 59 / 63	63 / 63 / 66	59 / 59 / 63
	Noise Level (Sound Level, 1.5m)	SH / H / L dB(A)	40 / 37 / 31	41 / 38 / 32	43 / 40 / 34	44 / 41 / 35
		Step	-	SUPER-HIGH / HIGH / LOW		
	Current	SH / H / L Amps	2.77 / 2.16 / 1.44	3.41 / 2.90 / 1.76	5.60 / 5.40 / 2.90	6.80 / 5.90 / 3.6
	Power Input	SH / H / L W	390 / 280 / 187	480 / 385 / 210	780 / 540 / 377	960 / 770 / 420
Bypass Mode	Air Flow	SH / H / L CMH (CFM)	800 / 800 / 660 (471 / 471 / 388)	1,000 / 1,000 / 800 (589 / 589 / 471)	1,500 / 1,500 / 1,200 (883 / 883 / 706)	2,000 / 2,000 / 1,600 (1,177 / 1,177 / 942)
	External Static Pressure	SH / H / L Pa (inWTR)	200 / 110 / 60 (0.80 / 0.44 / 0.24)	160 / 90 / 50 (0.64 / 0.36 / 0.20)	200 / 110 / 60 (0.80 / 0.44 / 0.24)	160 / 90 / 50 (0.64 / 0.36 / 0.20)
	Noise Level (Sound Level, 1.5m)	SH / H / L dB(A)	41 / 38 / 32	41 / 39 / 33	44 / 41 / 35	44 / 42 / 36
Heat Exchanger	Type	-	Air to air cross flow heat exchange			
Net Weight	kg		62	140	140	140
Dimension	W x H x D	mm	1,062 x 365 x 1,140	1,313 x 738 x 1,140		
	Qty	EA	4	4 + 2		
Duct Work	Size (Ø)	mm	Ø250	Ø250 + Ø350		
	Qty	EA	1	2		
Supply Air Fan	Type	-	Direct-Drive (Sirocco Fan)			
	Qty	EA	1			
Exhaust Air Fan	Type	-	Direct-Drive (Sirocco Fan)			
	Qty	EA	2			
Filters (Default)	Type	-	Cleanable fibrous fleeces			
	Size (W x H x D)	mm	1,056 x 6 x 212.5			
	Model	-	AHFT100HO			
Filters (Optional)	Qty	EA	2			
	Type	-	F7			
	Size (W x H x D)	mm	520 x 192 x 25			
Dry Contact			PDRYCB000			

- Note : 1. ERV mode : Total Heat Recovery Ventilation mode
 2. Refer to dimensional drawings.
 3. Noise level :
 - The operating conditions are assumed to be standard.
 - Sound measured at 1.5m below the center the body.
 - Sound level will vary depending on a range of factors such as the construction (acoustic absorption coefficient) of particular room in which the equipment is installed.
 - The sound level at the air discharge port is about 8 dB(A) higher than the unit's operating sound.
 4. Temperature and Enthalpy Exchange Efficiency at cooling Indoor Temperature : 26.5°C DB, 64.5% RH, Outdoor Temperature : 34.5°C DB, 75% RH
 5. Temperature and Enthalpy Exchange Efficiency at heating Indoor Temperature : 20.5°C DB, 59.5% RH, Outdoor Temperature : 5°C DB, 65% RH
 6. Temperature Exchange efficiency is tested at heating condition.